



DELTA RHO CHAPTER - ALPHA PHI OMEGA
Rutgers 39 Princeton 14
RUTGERS-31

THE BIRTHPLACE OF COLLEGE FOOTBALL
1869
R

150

2019 MEDIA GUIDE



UNIVERSITY INFORMATION

Location New Brunswick, N.J.
 Founded 1766
 Enrollment 65,000
 President Robert L. Barchi
 Director of Athletics Patrick Hobbs
 Nickname Scarlet Knights
 Color Scarlet
 Conference Big Ten
 Mascot Scarlet Knight
 Ticket Office 866-445-GORU
 Website scarletknights.com

TEAM HISTORY

First Year of Football 1869
 All-Time Bowl Record 6-4
 All-Americans 70
 College Football Hall of Famers 6

TEAM INFORMATION

Offense Multiple
 Defense 4-3
 2018 Record 1-11 (0-9 Big Ten)
 Starters Returning 15
 (7 offense, 5 defense, 3 specialists)
 Starters Lost 11
 (3 offense, 8 defense, 0 specialists)

COACHING INFORMATION

Head Coach Chris Ash, Drake, '96
 Overall Record 7-29 (Three seasons)
 Record at Rutgers Same
 Def. Coordinator/LB Andy Buh
 Off. Coordinator/QB John McNulty
 Special Teams Coord./OLB Vince Okruch
 Co-Def. Coord./DB Noah Joseph
 Defensive Line Corey Brown
 Tight Ends Nunzio Campanile
 Wide Receivers Lester Erb
 Offensive Line Pete Rossomando
 Running Backs Kolby Smith
 Cornerbacks Jay Valai
 Strength & Conditioning Kenny Parker

STADIUM INFORMATION

Stadium HighPoint.com
 Capacity 52,454
 Surface FieldTurf
 Largest Crowd 53,774
 vs. Penn State, 2014

2020 SCHEDULE

Sept. 5 Monmouth
 Sept. 12 Syracuse
 Sept. 19 at Temple
 Sept. 26 at Ohio State*
 Oct. 3 Illinois*
 Oct. 10 at Purdue*
 Oct. 17 Indiana*
 Oct. 24 Nebraska*
 Oct. 31 at Maryland*
 Nov. 14 Michigan*
 Nov. 21 at Michigan State*
 Nov. 28 Penn State*

2021 SCHEDULE

Sept. 4 Temple
 Sept. 11 at Syracuse
 Sept. 18 Delaware
 Sept. 25 at Michigan*
 Oct. 9 Maryland*
 Oct. 16 at Indiana*
 Oct. 23 Ohio State*
 Oct. 30 at Illinois*
 Nov. 6 Wisconsin*
 Nov. 13 at Northwestern*
 Nov. 20 Michigan State*
 Nov. 27 at Penn State*

2022 SCHEDULE

Sept. 3 at Boston College
 Sept. 17 at Temple
 Sept. 24 Nebraska*
 Oct. 1 at Minnesota*
 Oct. 8 at Ohio State*
 Oct. 22 Indiana*
 Oct. 29 at Maryland*
 Nov. 5 Iowa*
 Nov. 12 at Michigan State*
 Nov. 19 Michigan*
 Nov. 26 Penn State*

*- Big Ten

The 2019 Rutgers Football Media Guide was published by the Office of Athletic Communications.

CREDITS

Editors: Hasim Phillips, Jimmy Gill, Brady Derechailo
 Design: Andrew Kulihiin, Thomas Northcutt
 Editorial Assistance: Kevin Lorincz, Stephanie Mamakas, Jordan Ozer, Kim Zivkovich, Matt Choquette, Griffin Whitmer.

PHOTO CREDITS

The photographs featured in this publication provided courtesy of: Ben Solomon, Carl Harris, Tommaso DeRosa, Andrew Kulihiin, Will Schneekloth, Elane Coleman, Mitch Leff, Rich Graessle, Christopher Gregory, Steve Woltmann, Chuck LeClaire, Jim O'Connor, Tom Cizek, Larry Levanti, Don Schwartz, Nick Romanenko, Todd Drexler, John Peterson, Steve Hockstein, Jamie Sabau, Ariel Fox. Special thanks to the PR offices and photographers for the NFL photographs.

SOCIAL MEDIA

Twitter @RFootball
 Facebook /RFootballShow
 Instagram @RFootball
 Snapchat ru10strng

Rutgers University is on NCAA probation until September 21, 2019 for NCAA violations that occurred in the football program from 2011-2015. These violations involved impermissible recruiting activities by a student host group, failure to follow the institutional drug testing policy, the arrangement of an impermissible academic benefit, impermissible recruiting contact, unethical conduct by a former assistant coach, and failure to monitor aspects of the football program by the former head coach and university. The penalties include: public reprimand and censure; two years of probation through September 21, 2019; one-year show cause penalty (through September 21, 2018) for the former head coach and a former assistant coach; a three-game suspension and fine for the former head coach; a reduction of off-campus recruiting days and official visits during 2017-18; and a one-week prohibition on communicating with prospects during 2017-18.

THIS IS RUTGERS

The Scarlet Walk 4
 The Big Ten 6
 Life Beyond the Game 8
 Competitive Excellence 10
 Service Knights 12
 NFL Knights 14
 Game Day 16
 Marco Battaglia Practice Complex 18
 Facilities 20
 The Birthplace 22

SCARLET KNIGHTS

Alphabetical Roster 24
 Numerical Roster 26
 Pronunciation Guide 26

COACHING & SUPPORT STAFF

Chris Ash - Head Coach 28
 Coaching & Support Staff 30

2019 OUTLOOK

Massachusetts 34
 Iowa 34
 Boston College 35
 Michigan 35
 Maryland 36
 Indiana 36
 Minnesota 37
 Liberty 37
 Illinois 38
 Ohio State 38
 Michigan State 39
 Penn State 39
 Big Ten Conference 40

2018 REVIEW

Texas State 44
 Ohio State 44
 Kansas 45
 Buffalo 45
 Indiana 46
 Illinois 46
 Maryland 47
 Northwestern 47
 Wisconsin 48
 Michigan 48
 Penn State 49
 Michigan State 49
 Game-By-Game Starters 50
 2018 Statistics 51
 2018 Game Highs 58
 Rutgers Long Plays 62

RUTGERS UNIVERSITY

Robert L. Barchi - President 64
 Patrick Hobbs - Dir. of Athletics 66
 Athletic Administration 68

RECORDS & RESULTS

Rushing Records 70
 Receiving Records 77
 Passing Records 82
 Defensive Records 86
 Special Teams Records 88
 Total Offense Records 90
 Year-By-Year Leaders 91
 Year-By-Year Statistics 94
 Head Coaching Records 96
 Stadium Records 98
 Big Ten Game Records 100
 Team Records 101
 Bowl Records 102
 Conference Series 104
 Opponent Big Ten Series 105
 Opponent Non-Conference Series 105
 All-Time Results 113
 Overtime History 122
 Victories Over Ranked Opponents 122
 NCAA FBS Records 122

HISTORY & TRADITION

The First Football Game 124
 Birthplace of College Football 125
 College Football Hall of Fame 128
 All-Americans 130
 All-East Selections 134
 All-Conference Selections 136
 Knights in the NFL 137
 Knights in the Super Bowl 140
 Rutgers Football Hall of Fame 142
 Letterwinners 143
 Bowl History 153
 Award Winners 156

MEDIA INFORMATION


Media Policies 160
 Area Directory 162
 The Yard 163
 Rutgers on Television 164
 Communications Contacts 166

SCARLET WALK

The Scarlet Walk kicks off each Rutgers football home game as players make the walk down the brick path in front of a cheering crowd of fans as they touch the base of the statue commemorating the first college football game. The Scarlet Walk has been a long-standing tradition that signals the start of game day.



RUTGERS



THE BIG TEN

Nearly 120 years after its inception, the Big Ten remains a national leader in intercollegiate athletics on and off the field. Big Ten programs have combined to win more than 300 team and nearly 1,700 individual NCAA Championships, consistently taking home individual honors for athletic and academic accomplishments and fulfilling the Big Ten's mission of academic achievement and athletic success.




LIFE BEYOND THE GAME

Rutgers football continues its established trend as one of the nation's top programs both on the field and in the classroom. The Scarlet Knights were ranked in the top 10 percent nationally in APR for eight-straight seasons, the only state institution to earn such distinction during that span.

Head coach Chris Ash instituted the "Life Beyond the Game" program that focuses on the personal and professional development of the Scarlet Knights. Players have participated in mock interviews, job fairs, internship training and made visits to several Fortune 500 companies located in the Metropolitan area. A weekly guest speaker is also invited to share their experiences with the team and offer words of advice to becoming successful off the field after their playing careers end.

"It's our obligation to help student-athletes in the life after football. When the cheering stops, the goal is to help give them an opportunity to go get employed. A lot of people want college athletes in the workforce, and what we need to do is make sure our college athletes get connected to the right people." – Chris Ash





COMPETITIVE EXCELLENCE

Head Football Strength and Conditioning Coach Kenny Parker works to help transform the Scarlet Knights both physically and mentally, encouraging a culture of competitive excellence and commitment to pushing each player to reach their fullest potential.

"I want to build a fast, physical team that plays with relentless effort, tremendous enthusiasm, and plays for each other. I want our opponents to turn on the film and say, you know what, this is a real one. We'd better strap it on because these guys are going to come and they are going to play hard." – Chris Ash





SERVICE KNIGHTS

Each year, members of the Rutgers football program take time to give back to the community. From spending time with Special Olympics NJ, to visiting local hospitals and soup kitchens, to participating in youth camps, the student-athletes and coaches are focused on giving back wherever they are needed.



For the past two years, Rutgers has invited a young child to participate in the closing play of its annual Scarlet-White game. In 2018, Mordecai Carthy, a patient at Children's Specialized Hospital, joined the Scarlet Knights on the field to cap off the annual Scarlet-White game with a 93-yard touchdown run.



In 2019, Lamount Banks, who is battling leukemia at Newark Beth Israel Medical Center, caught a pass from Tommy Marcketta, a patient at Children's Specialized Hospital for a 96-yard touchdown (pictured right).





NFL KNIGHTS

Rutgers football has become an elite program in terms of developing players for success at the next level. The Scarlet Knights boast 21 players who have been a member of a Super Bowl team, and 15 who have hoisted the Lombardi Trophy. There are currently 23 former Scarlet Knights on active NFL rosters.

Two more former Scarlet Knights joined the NFL ranks in 2019 with the sixth round draft of defensive backs Saquan Hampton to the New Orleans Saints and Blessuan Austin to the New York Jets. Devin and Jason McCourty, and Duron Harmon went on to capture the Super Bowl title - the third for Devin and Harmon, and first for Jason.

Super Bowl LIII saw four Scarlet Knights on rosters for the Los Angeles Rams and New England Patriots, marking the third consecutive season and 11th time in 15 years that a Rutgers player would compete in the league's biggest game.





GAME DAY

HighPoint.com Stadium is home of the Rutgers Scarlet Knights and is located on-campus in Piscataway. Packed, loud, and 52,454 proud, HighPoint.com Stadium is the site for the ultimate college game day experience. The excitement generated by the Knight Pulse where fans in the stands thump their fists on their chest to the Hum beat gives rise to a pyrotechnic show as the Scarlet Knights emerge from the tunnel. Combined with the Knight riding horseback into the stadium and unique performances by the Rutgers Marching Band, the atmosphere on game day is electric.





MARCO BATTAGLIA PRACTICE COMPLEX

Rutgers Athletics unveiled a state-of-the-art football practice facility, which was dedicated in the name of Marco Battaglia, a former consensus All-American and Big East Offensive Player of the Year.



The upgraded practice facility features two new Kentucky Bluegrass fields equipped with an improved drainage and irrigation systems. A separate FieldTurf playing surface with CoolPlay technology was installed, providing the Scarlet Knights with an additional area for practice drills. The complex has been fitted with a high-powered Musco LED light system. Two permanent 54-foot film towers were constructed in the complex along with two new scoreboards, a new LED video board and six game clocks. A 5,000 square foot storage unit was installed along with new maintenance equipment and permanent restrooms.




The outside facade of the complex features plaques commemorating the program's six College Football Hall of Fame honorees – Paul Robeson, Alex Kroll, Harvey Harmon, Homer Hazel, George Little and George Foster Sanford – and lists each All-American who represented Rutgers football. The entrance also includes a monument of Battaglia, the namesake of the complex.



RUTGERS FOOTBALL



adidas



FACILITIES

Rutgers football has one of the top football complexes in the nation. Included within the Hale Center is the state-of-the-art Ron and Joanna Garutti Strength and Conditioning Center, an interactive lobby entrance, spacious meeting rooms, a player lounge with all the latest technology and an in-house academic support center.

The Scarlet Knights will call a brand new locker room home for the 2019 season thanks to the generosity of Greg and Anna Brown who made a pledge of \$4 million towards the project.





1869

THE BIRTHPLACE

November 6, 1869: Rutgers hosted Princeton in the first college football game making Rutgers "The Birthplace of College Football." Then referred to as the "Queensmen," the team ultimately prevailed over its in-state rival with a 6-4 victory.

Rutgers embarked on a year-long celebration to mark the 150th anniversary of college football "On the Banks." Each of the Scarlet Knights' home games feature a unique game theme, honoring the past greats like scholar, athlete and actor Paul Robeson as well as decades of Rutgers football letterwinners and All-Americans.

The Birthplace of College Football celebration, presented by RWJBH will be the highlight for every fan who travels to Piscataway in 2019 as the Scarlet Knights commemorate the history, tradition and passion of the game that started in its backyard in 1869.



THE SCARLET KNIGHTS

2019 ALPHABETICAL ROSTER

No.	Name	Pos.	Cl.	Elig.	Ht.	Wt.	Hometown/High School (Previous School)
32	Rani Abdulaziz	DB	Jr.	So.	5-10	188	Roseland, N.J./West Essex
5	Kessawn Abraham	DB	So.	So.	5-10	188	Brooklyn, N.Y./Erasmus Hall
22	Kay/Ron Adams	RB	Fr.	Fr.	5-10	208	Warren, Ohio/Warren G. Harding
3	Matt Alaimo	TE	So.	R-Fr.	6-4	237	Paramus, N.J./St. Joseph Regional (UCLA)
19	Austin Albericci	QB	So.	R-Fr.	6-0	179	Closter, N.J./Demarest
49	Nihym Anderson	LB	So.	R-Fr.	6-1	240	Vineland, N.J./Vineland (Maryland)
4	Tre Avery	DB	Sr.	Jr.	5-10	188	Baltimore, Md./Franklin (Toledo)
95	Devin Baldwin	DL	Fr.	Fr.	6-4	260	Southfield, Mich./Southfield A&T
20	Elijah Barnwell	RB	Jr.	So.	5-11	209	Piscataway, N.J./Piscataway
21	Tim Barrow	DB	Jr.	So.	5-11	190	Staten Island, N.Y./Tottenville
6	Rashawn Battle	LB	Sr.	Jr.	6-1	230	Grentown, Pa./Wallenpaupack
51	Jamaal Beaty	OL	Jr.	So.	6-2	299	Cliffwood, N.J./St. John Vianney
2	Raheem Blackshear	RB	Jr.	Jr.	5-9	192	Philadelphia, Pa./Archbishop Wood Catholic
88	Brendan Bordner	DL	Jr.	So.	6-4	290	Columbus, Ohio/Hilliard Bradley
50	Owen Bowles	OL	Jr.	So.	6-4	300	Galloway, N.J./Cedar Creek
94	Rayyan Buell	DL	Fr.	Fr.	6-2	275	Hornell, N.Y./Hornell
99	Malachi Burby	DL	Fr.	Fr.	6-2	280	Berlin, Conn./Cheshire Academy
19	McLane Carter	QB	Sr.	Sr.	6-3	225	Gilmer, Texas/Gilmer
48	Ryan Cassidy	TE	Jr.	So.	6-1	235	Mt. Laurel, N.J./Lenape
56	Micah Clark	DL	Jr.	Jr.	6-4	301	Cliffwood, N.J./St. John Vianney
30	Chris Conti	LB	Fr.	Fr.	6-2	220	Wyckoff, N.J./DePaul Catholic
60	Omari Cooper	OL	Jr.	Jr.	6-4	285	San Diego, Calif./University City (San Diego Mesa CC)
95	Justin Davidovicz	PK	Jr.	Jr.	5-9	180	Bridgewater, N.J./Bridgewater-Raritan
33	Parker Day	RB	Jr.	So.	5-8	191	Toms River, N.J./Toms River North
15	Malik Dixon	DB	5th-Sr.	Sr.	6-3	213	Tampa, Fla./Port Charlotte (Eastern Arizona CC)
57	Jaohne Duggan	DL	Jr.	So.	6-1	295	Bethlehem, Pa./Liberty
3	Olakunle Fatukasi	LB	Jr.	Jr.	6-1	229	Far Rockaway, N.Y./Grand Street Campus
78	Liam Flite	OL	So.	R-Fr.	6-5	300	Blackwood, N.J./Highland Regional
8	Tyson Fogg	LB	Jr.	Jr.	6-1	237	Baltimore, Md./Calvert Hall
46	Darius Gooden	DB	Fr.	Fr.	6-2	195	Newark, N.J./West Side
93	Jason Griggs	DL	Sr.	Jr.	6-1	268	Highland Park, N.J./Highland Park (Wesley College)
59	CJ Hanson	OL	Fr.	Fr.	6-5	295	Jackson, N.J./St. John Vianney
7	Hunter Hayek	WR	Jr.	Jr.	5-9	184	Wayne, N.J./Wayne Hills
9	Tyler Hayek	WR	Jr.	So.	6-3	202	Wayne, N.J./Wayne Hills
22	Damon Hayes	DB	Sr.	Sr.	6-1	201	Upper Marlboro, Md./Dr. Henry A. Wise
40	Joseph Hayford	RB	Sr.	Jr.	5-8	200	Spotswood, N.J./Spotswood (Montclair State)
86	Cooper Heisey	TE	Fr.	Fr.	6-4	235	Scotch Plains, N.J./Scotch Plains-Fanwood (Wyoming Seminary)
74	Sam Howson	OL	Sr.	Jr.	6-4	292	Sparta, N.J./Pope John XXIII
80	Monterio Hunt	WR	Jr.	Jr.	6-1	195	Walnut, Miss./Walnut (Marshall/Northwest Mississippi CC)
10	Zukudo Igwenagu	LB	Fr.	Fr.	6-4	220	Worcester, Mass./Worcester Academy
12	Christian Izien	DB	So.	R-Fr.	5-10	195	Far Rockaway, N.Y./Erasmus Hall
6	Mohamed Jabbie	WR	Sr.	Jr.	5-11	196	Monmouth Junction, N.J./South Brunswick
13	Deion Jennings	LB	So.	R-Fr.	6-0	220	Sicklerville, N.J./Timber Creek
24	Najjee Jones	DB	Jr.	So.	5-11	198	Erial, N.J./Timber Creek
15	Shameen Jones	WR	Jr.	So.	6-1	187	Bronx, N.Y./Cardinal Hayes
12	Jalen Jordan	TE	So.	R-Fr.	6-5	213	Philadelphia, Pa./IMG Academy
98	Robin Jutwreten	DL	So.	R-Fr.	6-5	259	Stockholm, Sweden/Ariandagymnasiet
88	Stanley King	WR	Fr.	Fr.	6-4	190	Camden, N.J./Woodrow Wilson
94	Adam Korsak	P	Jr.	Jr.	6-1	184	Melbourne, Australia/Maribymong College (Victoria University)
66	Nick Krimin	OL	Sr.	Jr.	6-5	309	South Amboy, N.J./St. Joseph [Metuchen]
45	Jamree Kromah	DL	So.	R-Fr.	6-3	251	Upper Marlboro, Md./Ch Flowers
17	Johnny Langan	QB	So.	R-Fr.	6-3	232	Wayne, N.J./Bergen Catholic (Boston College)
21	Eddie Lewis	WR	So.	So.	6-0	191	New York, N.Y./Mater Dei (Milford Academy)
11	Johnathan Lewis	TE	Jr.	Jr.	6-3	249	East Orange, N.J./St. Peter's Prep
61	Mike Lonsdorf	OL	Sr.	Jr.	6-6	304	Bound Brook, N.J./Immaculata
7	Elorm Lumor	DL	Sr.	Jr.	6-3	248	Piscataway, N.J./Piscataway (Milford Academy)
9	Tyreek Maddox-Williams	LB	Sr.	Jr.	6-0	228	Erial, N.J./Timber Creek


No.	Name	Pos.	Cl.	Elig.	Ht.	Wt.	Hometown/High School (Previous School)
55	Michael Maietti	OL	Sr.	Jr.	6-1	291	West Orange, N.J./Don Bosco Prep
42	Jake Malaney	TE	Fr.	Fr.	6-4	210	El Dorado Hills, Calif./Jesusit (Ireh Prep)
27	Kobe Marfo	DB	5th-Sr.	Sr.	5-10	190	Alexandria, Va./Hayfield (Reedley College)
35	Anthony Marshall	DB	So.	R-Fr.	5-10	199	Middlesex, N.J./Middlesex (Western Reserve Academy)
91	Tijau Mason	DL	Jr.	So.	6-5	240	Memphis, Tenn./Trezevant
81	Rich McDonald	WR	Jr.	So.	6-0	193	Sparta, N.J./Sparta (Sacred Heart)
18	Bo Melton	WR	Jr.	Jr.	5-11	191	Mays Landing, N.J./Cedar Creek
17	Zamir Mickens	DB	So.	R-Fr.	5-11	190	East Orange, N.J./St. Peter's Prep
57	Zach Misco	OL	Jr.	So.	6-3	296	Bridgewater, N.J./Bridgewater-Raritan
84	Cole Murphy	WR	5th-Sr.	Sr.	6-1	199	Olathe, Kan./Olathe North (Coffeyville CC)
45	Brandon Myers	TE	So.	R-Fr.	6-1	230	Bridgewater, N.J./Bridgewater-Raritan
43	Chike Nwankwo	LB	So.	R-Fr.	6-1	228	Bridgewater, N.J./Bridgewater-Raritan
71	Raiqwon O'Neal	OL	So.	R-Fr.	6-4	305	Conway, S.C./Conway
63	Jim Onulak	OL	Sr.	Jr.	6-2	285	Belmar, N.J./Trinity Pawling School
26	CJ Onyechi	LB	Jr.	So.	6-0	237	West Orange, N.J./West Orange
10	Isaih Pacheco	RB	So.	So.	5-11	210	Vineland, N.J./Vineland
25	Jarrett Paul	DB	So.	So.	6-0	213	Brooklyn, N.Y./Paramus Catholic
49	Kyle Penniston	TE	5th-Sr.	Sr.	6-4	243	Orange, Calif./Mater Dei
87	Jonathan Pimentel	TE	So.	R-Fr.	6-3	228	Manalapan, N.J./Manalapan
96	Willington Previlon	DL	5th-Sr.	Sr.	6-5	295	Orange, N.J./Orange
28	Aslan Pugh	RB	Sr.	Jr.	6-0	218	Wilmington, Del./Wilmington Charter
90	Freddie Recio	DL	Jr.	Jr.	6-2	288	Union City, N.J./St. Peter's Prep
85	Daevon Robinson	WR	So.	So.	6-3	223	Medford, N.J./Shawnee
37	TJ Robinson	DB	Fr.	Fr.	6-3	185	Riverview, Fla./Riverview
55	Austin Rosa	LB	5th-Sr.	Sr.	5-10	213	Reading, Pa./Wilson West Lawn
76	Matt Rosso	OL	So.	R-Fr.	6-6	290	Fairless Hills, Pa./Pennsbury
54	Kamaal Seymour	OL	5th-Sr.	Sr.	6-6	324	Brooklyn, N.Y./Grand Street Campus
46	Brendan Shank	LS	So.	R-Fr.	6-0	214	Franklin Twp., N.J./St. Joseph [Metuchen]
11	Drew Singleton	LB	Jr.	So.	6-2	233	Union City, N.J./Paramus Catholic
8	Artur Sitkowski	QB	So.	So.	6-5	230	Old Bridge, N.J./Old Bridge (IMG Academy)
14	Cole Snyder	QB	Fr.	Fr.	6-1	202	Lakewood, N.Y./Southwestern
62	Matthew Sportelli	LS	Sr.	Jr.	6-1	262	Wayne, N.J./Wayne Hills
29	Lawrence Stevens	DB	Sr.	Jr.	5-8	183	Lawrenceville, N.J./Don Bosco Prep
70	Reggie Sutton	OL	So.	R-Fr.	6-4	280	Towson, Md./Calvert Hall College
47	Billy Taylor	LS	Jr.	Jr.	6-1	229	Parsippany, N.J./Parsippany Hills
72	Manny Taylor	OL	5th-Sr.	Sr.	6-5	312	Philadelphia, Pa./Roman Catholic
13	Prince Taylor	WR	Sr.	Jr.	5-10	193	Hackensack, N.J./Hackensack (Utica)
85	Matt Thomas	DL	So.	R-Fr.	6-3	271	Brooklyn, N.Y./Midwood
58	Mohamed Toure	LB	Fr.	Fr.	6-1	220	Pleasantville, N.J./Pleasantville
50	Julius Turner	DL	Sr.	Jr.	6-0	280	Meridian, Miss./Meridian
97	Mike Tverdov	DL	Jr.	So.	6-4	255	Union, N.J./Union
44	Brian Ugwu	LB	Fr.	Fr.	6-3	225	Hillside, N.J./Hillside
75	Zach Venesky	OL	5th-Sr.	Sr.	6-3	306	Pekville, Pa./Valley View
77	Sam Vretman	OL	Jr.	Jr.	6-6	305	Upplands Vasby, Sweden/Cheshire Academy [Conn.]
83	Isaiah Washington	WR	Fr.	Fr.	6-3	198	Jacksonville, Fla./Trinity Christian Academy
23	Donald Williams	DB	Fr.	Fr.	6-1	180	Camden, N.J./Camden
5	Paul Woods	WR	So.	Fr.	6-1	173	Buffalo, N.Y./Canisius
14	Everett Wormley	WR	Jr.	Jr.	6-0	197	Burlington, N.J./Burlington Twp.
31	Johnny Yorey	LB	Jr.	R-Fr.	5-10	205	Warren, N.J./St. Peter's Prep
4	Aaron Young	RB	Fr.	Fr.	5-10	195	Coatesville, Pa./Coatesville
2	Avery Young	DB	So.	So.	6-0	194	Coatesville, Pa./Coatesville

2019 NUMERICAL ROSTER

#	Name	Pos.	#	Name	Pos.	#	Name	Pos.
2	Raheem Blackshear	RB	23	Donald Williams	DB	62	Matthew Sportelli	LS
2	Avery Young	DB	24	Najjee Jones	DB	63	Jim Onulak	OL
3	Matt Alaimo	TE	25	Jarrett Paul	DB	66	Nick Krimin	OL
3	Olakunle Fatukasi	LB	26	CJ Onvechi	LB	70	Reggie Sutton	OL
4	Tre Avery	DB	27	Kobe Marfo	DB	71	Raiqwon O'Neal	OL
4	Aaron Young	RB	28	Aslan Pugh	RB	72	Manny Taylor	OL
5	Kessawn Abraham	DB	29	Lawrence Stevens	DB	74	Sam Howson	OL
5	Paul Woods	WR	30	Chris Conti	LB	75	Zach Venesky	OL
6	Rashawn Battle	LB	31	Johnny Yorey	LB	76	Matt Rosso	OL
6	Mohamed Jabbie	WR	32	Rani Abdulaziz	DB	77	Sam Vretman	OL
7	Hunter Hayek	WR	33	Parker Day	RB	78	Liam Flite	OL
7	Elorm Lumor	DL	35	Anthony Marshall	DB	80	Monterio Hunt	WR
8	Tyshon Fogg	LB	37	TJ Robinson	DB	81	Rich McDonald	WR
8	Artur Sitkowski	QB	40	Joseph Hayford	RB	83	Isaiah Washington	WR
9	Tyler Hayek	WR	42	Jake Malaney	TE	84	Cole Murphy	WR
9	Tyreek Maddox-Williams	LB	43	Chike Nwankwo	LB	85	Daevon Robinson	WR
10	Zukudo Igwenagu	LB	44	Brian Ugwu	LB	85	Matt Thomas	DL
10	Isaih Pacheco	RB	45	Jamree Kromah	DL	86	Cooper Heisey	TE
11	Johnathan Lewis	TE	45	Brandon Myers	TE	87	Jonathan Pimentel	TE
11	Drew Singleton	LB	46	Darius Gooden	DB	88	Brendan Bordner	DL
12	Christian Izien	DB	46	Brendan Shank	LS	88	Stanley King	WR
12	Jalen Jordan	TE	47	Billy Taylor	LS	90	Freddie Recio	DL
13	Deion Jennings	LB	48	Ryan Cassidy	TE	91	Tijau Mason	DL
13	Prince Taylor	WR	49	Nihym Anderson	LB	93	Jason Griggs	DL
14	Cole Snyder	QB	49	Kyle Penniston	TE	94	Rayyan Buell	DL
14	Everett Wormley	WR	50	Owen Bowles	OL	94	Adam Korsak	P
15	Malik Dixon	DB	50	Julius Turner	DL	95	Devin Baldwin	DL
15	Shameen Jones	WR	51	Jamaal Beaty	OL	95	Justin Davidovicz	PK
17	Johnny Langan	QB	54	Kamaal Seymour	OL	96	Willington Previlon	DL
17	Zamir Mickens	DB	55	Michael Maietti	OL	97	Mike Tverdov	DL
18	Bo Melton	WR	55	Austin Rosa	LB	98	Robin Jutwreten	DL
19	Austin Albericci	QB	56	Micah Clark	DL	99	Malachi Burby	DL
19	McLane Carter	QB	57	Jaohne Duggan	DL			
20	Elijah Barnwell	RB	57	Zach Miseo	OL			
21	Tim Barrow	DB	58	Mohamed Toure	LB			
21	Eddie Lewis	WR	59	CJ Hanson	OL			
22	Kay/Ron Adams	RB	60	Omar Cooper	OL			
22	Damon Hayes	DB	61	Mike Lonsdorf	OL			

PRONUNCIATION GUIDE

Coaches		
Andy Buh	Boo	
Vince Okruch	O-crew	
Jay Valai	Va-lie	
Student-Athletes		
Kessawn Abraham	kuh sawn	
Nihym Anderson	ni-heem	
Rayyan Buell	ray-yawn	
Micah Clark	my-cuh	
Justin Davidovicz	da-vid-uh-vitz	
Jaohne Duggan	jay-own / doo-gan	
Olakunle Fatukasi	oh-la-koon-le / fah-too-kah-see	
Zukudo Igwenagu	ze-ku-doo/ee-gwan-a-go	
Mohamed Jabbie	job-ee	
Jamree Kromah	crow-muh	
Elorm Lumor	elum / lu-more	
Tijau Mason	tee-juan	
Chike Nwankwo	chee-ke / silent N	
Raiqwon O'Neal	ray - quon	
Willington Previlon	PREV-ih-lahn	
Kamaal Seymour	kuh-MALL	
Brian Ugwu	oo-goo	
Zach Venesky	vuh-NESS-key	





CHRIS ASH

HEAD COACH • FOURTH SEASON

Chris Ash took over the helm of the Rutgers football program, his first season as a head coach in 2016, culminating a nearly 20-year career as an assistant coach.

A coach with a national championship pedigree, Ash enjoyed a decorated and accomplished career prior to arriving "On the Banks," including five years in the Big Ten Conference (four as a defensive coordinator) with four Big Ten championships.

Ash built a reputation as a relentless and tireless worker throughout his various stops. Upon becoming the 30th head coach in the 147-year history at the Birthplace of College Football, Ash made clear his vision for the Scarlet Knights program. "I want to build a first-class program here, a program that the University, the State of New Jersey, high school coaches and high school players can be proud to say that this program is theirs and they want to come here and be a part of it."

Ash has embarked on outlining the plans to complete that vision, which includes a mission to create an environment to develop student-athletes mentally, physically and spiritually to reach their full potential and to be successful in life after football.

The 2017 season was one marked by improvements for the Scarlet Knights as the team matched its program record for victories in Big Ten play, tying a league win total from 2014, the first year in the conference. Rutgers defeated Illinois on the road for its first road league win in two seasons and topped both Purdue and Maryland in front its home crowd.

In his previous post before Rutgers, Ash served as co-defensive coordinator and safeties coach at Ohio State and helped lead the Buckeyes to the 2014 national championship.

In his five seasons as a defensive coordinator, Ash pioneered four groups ranked in the top 25 statistically, including a top-10 defensive unit in 2015. As the defense coordinator at Wisconsin in 2011 and 2012, the Badgers put together back-to-back seasons ranked 15th overall in total defense. The 2011 squad was 13th in scoring defense while the 2012 team turned in a 17th-place ranking.

Ash was hired by Ohio State head coach Urban Meyer in January 2014 to improve a Buckeye defense that placed 112th in pass defense and 47th in total defense in 2013. In his first season, OSU's defense ranked 19th nationally in total defense and 29th in pass defense. The Buckeyes also ranked fourth in the country with 24 interceptions en route to Big Ten, Sugar Bowl and national championships.

In 2015, the Ohio State defense continued its strides under Ash, ranking second in scoring defense nationally and ninth-best in total defense. The Buckeyes earned a berth in the Fiesta Bowl, finishing the season with a 12-1 record after defeating Notre Dame in the bowl game.

The 2016 NFL Draft saw numerous players from Ash's defensive unit selected, including the first overall defensive player in Joey Bosa, who was picked third by the San Diego Chargers. In all, the draft featured six defensive players taken from Ohio State with three in the first round.

Prior to taking over the OSU defense, Ash held the defensive coordinator post and coached the secondary at the University of Arkansas in the Southeastern Conference in 2013 under head coach Bret Bielema. He helped improve Arkansas' pass defense in his one season in Fayetteville, with the Razorbacks' defense finishing 72nd nationally in passing yards allowed after ranking 113th in 2012.

Ash was first promoted to the defensive coordinator role in the Big Ten while at the University of Wisconsin, where he spent three seasons with the Badgers. His 2011 defense led the Big Ten (conference games only) in total defense and pass defense efficiency, and it ranked fourth nationally in fewest passing yards allowed (163.6), 13th in scoring (19.0) and 15th in total defense (316.4). In 2012, the UW defense ranked 15th nationally in total defense (322.5), 17th in scoring (19.1), 18th in fewest passing yards allowed (193.6), 22nd in pass efficiency and 24th against the run (128.9).

Ash began his coaching career as a defensive graduate assistant at his alma mater, Drake University, in 1997. He was promoted to defensive coordinator for the next two seasons before moving on to Iowa State University in 2000. Ash spent eight seasons over two different stints in Ames, including the 2009 season, during which current Texas head coach Tom Herman was also on the staff. Ash progressed from graduate assistant with the Cyclones in 2000-01 to defensive backs coach for a total of six seasons.

Ash spent the 2007 and 2008 seasons at San Diego State University as the defensive backs coach and recruiting coordinator under head coach and College Football Hall of Fame inductee Chuck Long.

Ash has produced numerous instructional videos, including a three-video series -- "Aggressive 4-3 Defense" -- that includes shutting down the passing game and stuffing the run segments. He has coached 34 different players that have gone on to sign NFL contracts.

A native of Ottumwa, Iowa, Ash earned his undergraduate degree from Drake in 1996, and was a two-time letterwinner at defensive back for the Bulldogs. He is one of three from that era of Drake football who became a FBS head coach, joining Dave Doeren (NC State) and Charlie Partridge (formerly with Florida Atlantic). Ash completed his master's degree in education from Iowa State in 2005.

Ash and his wife, Doreen, are the parents of a son, Brady and daughter, Alexis. Ash also has a son, Tanner, and a daughter, Jacey.

THE ASH FILE

Hometown: Ottumwa, Iowa

Alma Mater: Drake, 1996

Master's Degree: Iowa State, 2005

Wife: Doreen

Children: Sons, Tanner and Brady; Daughters, Jacey and Alexis

THE ROAD TO RU

Rutgers

2016-Present: Head Coach

Ohio State

2014-15: Co-Defensive Coordinator/Safeties

Arkansas

2013: Defensive Coordinator/Secondary

Wisconsin

2011-12: Defensive Coordinator/Defensive Backs

2010: Defensive Backs

Iowa State

2009: Defensive Backs/Recruiting Coordinator

2006: Defensive Backs/Recruiting Coordinator

2002-05: Defensive Backs

2000-01: GA - Defense

San Diego State

2007-08: Defensive Backs/Recruiting Coordinator

Drake

1998-99: Defensive Coordinator

1997: Graduate Assistant

BOWL GAMES AS COACH (12)

2016 Fiesta Bowl*

2015 National Championship Game*

2015 Sugar Bowl*

2012 Rose Bowl

2011 Rose Bowl

2010 Rose Bowl

2009 Insight Bowl*

2005 Houston Bowl

2004 Independence Bowl*

2002 Humanitarian Bowl

2001 Independence Bowl

2000 Insight Bowl*

* Denotes win

BIG TEN CHAMPIONSHIPS (4)

2010 Wisconsin

2011 Wisconsin

2012 Wisconsin

2014 Ohio State

PLAYING CAREER

Two-time letterwinner at defensive back for the Drake Bulldogs.





FOOTBALL COACHING STAFF



JOHN MCNULTY
Offensive
Coordinator/
Quarterbacks



ANDY BUH
Defensive
Coordinator/
Linebackers



VINCE OKRUCH
Special Teams
Coordinator/
Outside Linebackers



NOAH JOSEPH
Co-Defensive
Coordinator/
Safeties



COREY BROWN
Defensive Line



NUNZIO CAMPANILE
Tight Ends



LESTER ERB
Wide Receivers



PETE ROSSOMANDO
Offensive Line



KOLBY SMITH
Running Backs



JAY VALAI
Cornerbacks



KENNY PARKER
Head Football Strength
& Conditioning



ANDREW DIRIENZO
Offensive Assistant



ROSS DOUGLAS
Defensive Assistant



MYLES NASH
Defensive Assistant



JOHN WEISS
Offensive Assistant



LOUIS DIRIENZO
Special Teams
Quality Control



DREW LASCARI
Offensive Quality
Control



DEVIN REDD
Offensive Quality
Control



ADAM WEBER
Defensive Quality
Control

FOOTBALL SUPPORT STAFF



ZACH ADKINS
Athletic Trainer



**ELAINE
ANDERSON**
Assistant to the
Coaching Staff



**BRANDON
ARMSTRONG**
Dir. of Athletic Training
Services for Football



BILL BAILEY
Academic Advisor



MAX BENNINGER
Assistant Video
Coordinator



**ROOSEVELT
BOONE**
Director of Player
Development



DARRICK BROWN
Director of Football
Academic Support



JAN BRUINS
Athletic Trainer



ZACK CRAIG
Social Media
Coordinator



RASHAD DANIELS
Assistant Strength &
Conditioning Coach




KEVIN DOBES
Director of
Recruiting



CHASE DUTRA
Player Development



TIM FALATO
Player Development



THOMAS FLYNN
Post Production



KEVIN GADOWRY
Technical
Coordinator/Audio-
Visual Services



WILL GILKISON
Assoc. AD/Football
Operations



RYAN GLENN
Assistant Director of
Football Operations



STEPHEN HALE
Director of Player
Services



MATT HEWITT
Dir. of
Communications/Asst.
Dir. of Player Personnel



ERIC JOSEPHS
Director of Player
Personnel/Recruiting
Operations



ALLISON KREIMEIER
Director of
Performance Nutrition



RICK MANTZ
Director of High
School Relations



BOOKER MCLEAN
Player Development



RAMEL MEEKINS
Athletic Advisor



WILL MOREY
Assistant Strength &
Conditioning Coach



ROB NITTOLE
Player Development



KARAN PATEL
Equipment Manager



JEAN RICCIO
Administrative
Assistant to the
Head Coach



ASHLEIGH RITZ
Assistant to the
Coaching Staff



LUKE ROSE
Assistant Strength &
Conditioning Coach



SAM ROTONDI
Recruiting Assistant



JASON SMITH
Equipment Manager



DAN SPITTAL
Director of Player
Development



DAN TOCCI
Athletic Trainer



SCOTT WALKER
Executive Dir. of
Academic Support for
Student-Athletes



SEASON OUTLOOK



MASSACHUSETTS

August 30, 2019 • Piscataway, N.J. • 7:15 p.m. (BTN)

Location: Amherst, Mass. • **Enrollment:** 30,593 • **Chancellor:** Kumble Subbaswamy • **Athletic Director:** Ryan Bamford • **Nickname:** Minutemen • **Colors:** Maroon and White • **Conference:** Independent • **Stadium:** Warren McGuirk Alumni Stadium • **Capacity:** 17,000 • **Playing Surface:** FieldTurf

Games: Four • **All-Time Record:** Rutgers leads, 11-2 • **Last Meeting:** Rutgers won 63-8 in 1977 • **At Rutgers:** 8-1 • **At UMass:** 3-1 • **Website:** umassathletics.com • **Twitter:** @UMassFootball • **Football SID:** Cody Lahl • **Email:** clahl@admin.umass.edu • **Office Number:** 845-750-4225



Head Coach: Walt Bell (First Season)
Career Record: 0-0
Massachusetts Record: Same

2018 RESULTS:

8/25 Duquesne W, 63-15
9/1 at Boston College L, 55-21
9/8 at Georgia Southern L, 34-13
9/15 at FIU L, 63-24
9/22 Charlotte W, 49-31
9/29 at Ohio L, 58-42
10/6 USF L, 58-42
10/20 Coastal Carolina L, 24-13
10/27 at UConn W, 22-17
11/3 Liberty W, 62-59 (OT)
11/10 vs. BYU^ L, 35-16
11/17 at Georgia L, 66-27
^ game played in Foxboro

2018 Record: 4-8



IOWA

September 7, 2019 • Iowa City, Iowa • Noon (FS1)

Location: Iowa City, Iowa • **Enrollment:** 32,948 • **President:** Bruce Harrel • **Athletic Director:** Gary Barta • **Nickname:** Hawkeyes • **Colors:** Black and Gold • **Conference:** Big Ten • **Stadium:** Kinnick Stadium • **Capacity:** 69,250 • **Playing Surface:** FieldTurf

Games: One • **All-Time Record:** Iowa leads, 1-0 • **Last Meeting:** Iowa won 14-7 in 2016 • **At Rutgers:** 0-1 • **At Iowa:** 0-0 • **Website:** hawkeyesports.com • **Twitter:** @HawkeyeFootball • **Instagram:** @hawkeyefootball • **Football SID:** Steve Roe • **Email:** steven-roe@uiowa.edu • **Office Number:** 319-335-9411



Head Coach: Kirk Ferentz (21st Season)
Career Record: 164-122 (23 Seasons)
Iowa Record: 152-101 (20 Seasons)

2018 RESULTS:

9/1 Northern Illinois W, 33-7
9/8 Iowa State W, 13-3
9/15 Northern Iowa W, 38-14
9/22 Wisconsin* L, 28-17
10/6 at Minnesota* W, 48-31
10/13 at Indiana* W, 42-16
10/20 Maryland* W, 23-0
10/27 at Penn State* L, 30-24
11/3 at Purdue* L, 38-36
11/10 Northwestern* L, 14-10
11/17 at Illinois* W, 63-0
11/23 Nebraska* W, 31-28
1/1 vs. Mississippi St. (Outback Bowl) W, 27-22
* denotes Big Ten Conference game

2018 Record: 9-4 | **2018 Big Ten Record:** 5-4
Final 2018 Ranking: No. 25 AP/NR Coaches



BOSTON COLLEGE

September 21, 2019 • Piscataway, N.J. • TBA

Location: Chestnut Hill, Mass. • **Enrollment:** 14,500 • **President:** William P. Leahy • **Director of Athletics:** Martin Jarmond • **Nickname:** Eagles • **Colors:** Maroon and Gold • **Conference:** ACC • **Stadium:** Alumni Stadium • **Capacity:** 44,500 • **Playing Surface:** AstroTurf

Games: 26 • **All-Time Record:** Boston College leads, 19-6-1 • **Last Meeting:** Boston College won 21-10 in 2004 • **At Rutgers:** 3-9 • **At Boston College:** 3-10-1 • **Website:** bceagles.com • **Twitter:** @BCFootball • **Instagram:** @bcfootball • **Football SID:** Jason Baum • **Email:** j.baum@bc.edu • **Office Number:** 617-552-0504



Head Coach: Steve Addazio (Sixth Season)
Career Record: 51-49 (Eight Seasons)
Boston College Record: 38-38 (Six Seasons)

2018 RESULTS:

9/1 Massachusetts W, 55-21
9/8 Holy Cross W, 62-14
9/13 at Wake Forest* W, 41-34
9/22 at Purdue L, 30-13
9/29 Temple W, 45-35
10/6 N.C. State* L, 28-23
10/13 Louisville* W, 38-20
10/26 Miami* W, 27-14
11/3 at Virginia Tech* W, 31-21
11/10 Clemson* L, 27-7
11/17 at Florida State* L, 22-21
11/24 Syracuse* L, 42-21
12/26 vs. Boise State (First Responder Bowl) ... NC
* denotes ACC Conference game

2018 Record: 7-5 | **2018 ACC Record:** 4-4
Final 2018 Ranking: No. 25 AP/NR Coaches



MICHIGAN

September 28, 2019 • Ann Arbor, Mich. • TBA

Location: Ann Arbor, Mich. • **Enrollment:** 46,002 • **President:** Mark S. Schlissel, M.D., Ph.D. • **Athletic Director:** Warde Manuel • **Nickname:** Wolverines • **Colors:** Maize and Blue • **Conference:** Big Ten • **Stadium:** Michigan Stadium • **Capacity:** 107,601 • **Playing Surface:** FieldTurf

Games: Five • **All-Time Record:** Michigan leads, 4-1 • **Last Meeting:** Michigan won 42-7 in 2018 • **At Rutgers:** 1-2 • **At Michigan:** 0-2 • **Website:** mgoblue.com • **Twitter:** @UMichFootball • **Instagram:** @umichfootball • **Football SID:** David Ablauf • **Email:** dablauf@umich.edu • **Office Number:** 734-764-6456



Head Coach: Jim Harbaugh (Fifth Season)
Career Record: 96-41 (11 Seasons)
Michigan Record: 38-14 (Four Seasons)

2018 RESULTS:

9/1 at Notre Dame L, 24-17
9/8 Western Michigan W, 49-3
9/15 SMU W, 45-20
9/22 Nebraska* W, 56-10
9/29 at Northwestern* W, 20-17
10/6 Maryland* W, 42-21
10/13 Wisconsin* W, 38-13
10/20 at Michigan State* W, 21-7
11/3 Penn State* W, 42-7
11/10 at Rutgers* W, 42-7
11/17 Indiana* W, 21-20
11/24 at Ohio State* L, 62-39
12/29 vs. Florida (Peach Bowl) L, 41-15
* denotes Big Ten game

2018 Record: 10-3 | **2018 Big Ten Record:** 4-4
Final 2018 Ranking: No. 14 AP/No. 14 Coaches



MARYLAND

October 5, 2019 • Piscataway, N.J. • TBA

Location: College Park, Md. • **Enrollment:** 41,200 • **President:** Dr. Wallace D. Loh • **Athletic Director:** Damon Evans • **Nickname:** Terrapins • **Colors:** Red, White, Black, Gold • **Conference:** Big Ten • **Stadium:** Maryland Stadium • **Capacity:** 51,802 • **Playing Surface:** FieldTurf

Games: 14 • **All-Time Record:** Maryland leads, 8-6 • **Last Meeting:** Maryland won 34-7 in 2018 • **At Rutgers:** 4-3 • **At Maryland:** 2-4 • **At Neutral Site:** 0-1 • **Website:** umterps.com • **Twitter:** @TerpsFootball • **Instagram:** @terpsfootball • **Football SID:** Dustin Seonavick • **Email:** dustin@umd.edu • **Office Number:** 301-314-7065



Head Coach: Mike Locksley (First Full Season)
Career Record: 3-31 (Five Seasons)
Maryland Record: 1-5 (Two Seasons)

2018 RESULTS:

9/1 vs. Texas^ W, 34-29
 9/8 at Bowling Green W, 45-14
 9/15 Temple L, 35-14
 9/22 Minnesota* W, 42-13
 10/6 at Michigan* L, 42-21
 10/13 Rutgers* W, 34-7
 10/20 at Iowa* L, 23-0
 10/27 Illinois* W, 63-33
 11/3 Michigan State* L, 24-3
 11/10 at Indiana* W, 34-32
 11/17 Ohio State* L, 52-51 (OT)
 11/24 at Penn State* L, 38-3
 * denotes Big Ten Conference game
 ^ played at Landover Stadium

2018 Record: 5-7 | **2018 Big Ten Record:** 3-6



INDIANA

October 12, 2019 • Bloomington, Ind. • Noon (TBA)

Location: Bloomington, Ind. • **Enrollment:** 48,544 • **President:** Michael A. McRobbie • **Athletic Director:** Fred Glass • **Nickname:** Hoosiers • **Colors:** Cream and Crimson • **Conference:** Big Ten • **Stadium:** Memorial Stadium • **Capacity:** 52,929 • **Playing Surface:** FieldTurf

Games: Five • **All-Time Record:** Indiana leads, 3-2 • **Last Meeting:** Indiana won 24-17 in 2018 • **At Rutgers:** 1-2 • **At Indiana:** 1-1 • **Website:** iuhoosiers.com • **Twitter:** @IndianaFootball • **Instagram:** @indianafootball • **Football SID:** Jeff Keag • **Email:** jkeag@indiana.edu • **Office Number:** 812-855-6209



Head Coach: Tom Allen (Fourth Season)
Career Record: 10-15 (Three Seasons)
Indiana Record: Same

2018 RESULTS:

9/1 at FIU W, 38-28
 9/8 Virginia W, 20-16
 9/15 Ball State W, 38-10
 9/22 Michigan State* L, 35-21
 9/29 at Rutgers* W, 24-17
 10/6 at Ohio State* L, 49-26
 10/13 Iowa* L, 42-16
 10/20 Penn State* L, 33-28
 10/26 at Minnesota* L, 38-31
 11/10 Maryland* W, 43-32
 11/17 at Michigan* L, 31-20
 11/24 Purdue* L, 28-21
 * denotes Big Ten Conference game

2018 Record: 5-7 | **2018 Big Ten Record:** 2-7



MINNESOTA

October 19, 2019 • Piscataway, N.J. • TBA

Location: Minneapolis, Minn. • **Enrollment:** 47,783 • **President:** Joan Gabel • **Athletic Director:** Mark Coyle • **Nickname:** Golden Gophers • **Colors:** Maroon and Gold • **Conference:** Big Ten • **Stadium:** TCF Bank Stadium • **Capacity:** 50,805 • **Playing Surface:** FieldTurf

Games: One • **All-Time Record:** Minnesota leads, 1-0 • **Last Meeting:** Minnesota won 34-32 in 2016 • **At Rutgers:** 0-0 • **At Minnesota:** 0-1 • **Website:** gophersports.com • **Twitter:** @GopherFootball • **Instagram:** @gopherfootball • **Football SID:** Paul Rovnak • **Email:** psrovnak@umn.edu • **Office Number:** 612-625-9379



Head Coach: P.J. Fleck (Third Season)
Career Record: 42-35 (Six Seasons)
Minnesota Record: 12-13 (Two Seasons)

2018 RESULTS:

8/30 New Mexico State W, 48-10
 9/8 Fresno State W, 21-14
 9/15 Miami (Ohio) W, 28-3
 9/22 at Maryland* L, 42-13
 10/6 Iowa* L, 48-31
 10/13 at Ohio State* L, 30-14
 10/20 at Nebraska* L, 53-28
 10/26 Indiana* W, 38-31
 11/3 at Illinois* L, 55-31
 11/10 Purdue* W, 41-10
 11/17 Northwestern* L, 24-14
 11/24 at Wisconsin* W, 37-15
 12/26 vs. Georgia Tech (Quick Lane Bowl) W, 34-10
 * denotes Big Ten Conference game

2018 Record: 7-6 | **2018 Big Ten Record:** 3-6



LIBERTY

October 26, 2019 • Piscataway, N.J. • TBA

Location: Lynchburg, Va. • **Enrollment:** 75,044 • **President:** Jerry Falwell Jr. • **Athletic Director:** Ian McCaw • **Nickname:** Flames • **Colors:** Blue, White and Red • **Conference:** Independent • **Stadium:** Williams Stadium • **Capacity:** 25,000 • **Playing Surface:** Field Turf

Games: First Meeting • **Website:** liberty.edu/flames • **Twitter:** @LibertyFootball • **Instagram:** @libertyfootball • **Football SID:** Todd Whetmore • **Email:** twetmore@liberty.edu • **Office Number:** 434-582-2292



Head Coach: Hugh Freeze (First Season)
Career Record: 22-28 (Six Seasons)
Liberty Record: 0-0

2018 RESULTS:

9/1 Old Dominion W, 52-10
 9/8 at Army L, 38-14
 9/22 North Texas L, 47-7
 9/29 at New Mexico W, 52-43
 10/6 at New Mexico State L, 49-41
 10/13 Troy W, 22-16
 10/20 Idaho State W, 48-41
 11/3 vs. Massachusetts^..L, 62-59 (OT)
 11/10 at Virginia L, 45-24
 11/17 at Auburn L, 53-0
 11/24 New Mexico State W, 28-21
 12/1 Norfolk State W, 52-17
 ^ game played in Foxboro

2018 Record: 6-6



ILLINOIS

Nov. 2, 2019 • Champaign, Ill. • TBA

Location: Urbana-Champaign, Ill. • **Enrollment:** 49,339 • **President:** Timothy L. Killeen • **Athletic Director:** Josh Whitman • **Nickname:** Fighting Illini • **Colors:** Orange and Blue • **Conference:** Big Ten • **Stadium:** Memorial Stadium • **Capacity:** 60,670 • **Playing Surface:** FieldTurf

Games: Five • **All-Time Record:** Illinois leads, 3-2 • **Last Meeting:** Illinois won 38-17 in 2018 • **At Rutgers:** 1-2 • **At Illinois:** 1-1 • **Website:** fightingillini.com • **Twitter:** @IlliniFootball • **Instagram:** @IlliniFootball • **Football SID:** Kent Brown • **Email:** kwbrown3@illinois.edu • **Office Number:** 217-244-6533



Head Coach: Lovie Smith (Fourth Season)
Career Record: 9-27 (Three Seasons)
Illinois Record: Same

2018 RESULTS:

9/1 Kent State W, 31-24
9/8 Western Illinois W, 34-14
9/15 vs. USF! L, 25-19
9/21 Penn State* L, 63-24
10/6 at Rutgers* W, 38-17
10/13 Purdue* L, 46-7
10/20 at Wisconsin* L, 49-20
10/27 at Maryland* L, 63-33
11/3 Minnesota* W, 55-31
11/10 at Nebraska* L, 54-35
11/17 Iowa* L, 63-0
11/24 at Northwestern* L, 24-16
* denotes Big Ten Conference game
! game played in Chicago

2018 Record: 4-8 | **2018 Big Ten Record:** 2-7



MICHIGAN STATE

November 23, 2019 • Piscataway, N.J. • TBA

Location: East Lansing, Mich. • **Enrollment:** 50,019 • **President:** Satish Udupa • **Athletic Director:** Bill Beekman • **Nickname:** Spartans • **Colors:** Green and White • **Conference:** Big Ten • **Stadium:** Spartan Stadium • **Capacity:** 75,005 • **Playing Surface:** Natural Grass

Games: 10 • **All-Time Record:** Michigan State leads, 7-3 • **Last Meeting:** Michigan State won 14-10 in 2018 • **At Rutgers:** 1-3 • **At Michigan State:** 2-4 • **Website:** msuspartans.com • **Twitter:** @MSU_Football • **Instagram:** @msu_football • **Football SID:** Ben Phlegar • **Email:** phlegarb@ath.msu.edu • **Office Number:** 517-355-2271



Head Coach: Mark Dantonio (13th Season)
Career Record: 125-68 (15 Seasons)
Michigan State Record: 107-51 (12 Seasons)

2018 RESULTS:

8/31 Utah State W, 38-31
9/8 at Arizona State L, 16-13
9/22 at Indiana* W, 35-21
9/29 Central Michigan W, 31-20
10/6 Northwestern* L, 29-19
10/13 at Penn State* W, 21-17
10/20 Michigan* L, 21-7
10/27 Purdue* W, 23-13
11/3 at Maryland* W, 24-3
11/10 Ohio State* L, 26-6
11/17 at Nebraska* L, 9-6
11/24 Rutgers* W, 14-10
12/31 vs. Oregon (Redbox Bowl) ... L, 7-6
* denotes Big Ten Conference game

2018 Record: 7-6 | **2018 Big Ten Record:** 5-4



OHIO STATE

November 16, 2019 • Piscataway, N.J. • TBA

Location: Columbus, Ohio • **Enrollment:** 61,170 • **President:** Michael V. Drake • **Athletic Director:** Eugene Smith • **Nickname:** Buckeyes • **Colors:** Scarlet and Gray • **Conference:** Big Ten • **Stadium:** Ohio Stadium • **Capacity:** 102,082 • **Playing Surface:** FieldTurf

Games: Five • **All-Time Record:** Ohio State leads, 5-0 • **Last Meeting:** Ohio State won 52-3 in 2018 • **At Rutgers:** 0-2 • **At Ohio State:** 0-3 • **Website:** ohiostatebuckeyes.com • **Twitter:** @OhioStateFB • **Instagram:** @ohiostatefb • **Football SID:** Jerry Emig • **Email:** emig.2@osu.edu • **Office Number:** 614-688-0343



Head Coach: Ryan Day (First Full Season)
Career Record: 3-0
Ohio State Record: Same

2018 RESULTS:

9/1 Oregon State W, 77-31
9/8 Rutgers* W, 52-3
9/15 vs. TCU^ W, 40-28
9/22 Tulane W, 49-6
9/29 at Penn State* W, 27-26
10/6 Indiana* W, 49-26
10/13 Minnesota* W, 30-14
10/20 at Purdue* L, 49-20
11/3 Nebraska* W, 36-31
11/10 at Michigan State* W, 26-6
11/17 at Maryland* W, 52-51 (OT)
11/24 Michigan* W, 62-39
12/1 vs. Northwestern (Big Ten Title) W, 45-24
1/1 vs. Washington (Rose Bowl) W, 28-23
* denotes Big Ten Conference game
^ game played in Arlington

2018 Record: 13-1 | **2018 Big Ten Record:** 8-1
Final 2018 Ranking: No. 3 AP/No. 3 Coaches



PENN STATE

November 30, 2019 • University Park, Pa. • TBA

Location: University Park, Pa. • **Enrollment:** 47,307 • **President:** Dr. Eric Barron • **Athletic Director:** Sandy Barbour • **Nickname:** Nittany Lions • **Colors:** Blue and White • **Conference:** Big Ten • **Stadium:** Beaver Stadium • **Capacity:** 106,572 • **Playing Surface:** Natural Grass

Games: 29 • **All-Time Record:** Penn State leads, 27-2 • **Last Meeting:** Penn State won 20-7 in 2018 • **At Rutgers:** 0-12 • **At Penn State:** 2-15 • **Website:** gopsusports.com • **Twitter:** @PennStateFball • **Instagram:** @pennstatefball • **Football SID:** Kris Petersen • **Email:** kap18@psu.edu • **Office Number:** 814-865-2497



Head Coach: James Franklin (Sixth Season)
Career Record: 69-36 (Eight Seasons)
Penn State Record: 45-21 (Five Seasons)

2018 RESULTS:

9/1 Appalachian State.. W, 45-38 (OT)
9/8 at Pittsburgh W, 51-6
9/15 Kent State W, 63-10
9/21 at Illinois* W, 63-24
9/29 Ohio State* L, 27-26
10/13 Michigan State* L, 21-17
10/20 at Indiana* W, 33-28
10/27 Iowa* W, 30-24
11/3 at Michigan* L, 42-7
11/10 Wisconsin* W, 22-10
11/17 at Rutgers* W, 20-7
11/24 Maryland* W, 38-3
12/28 vs. Kentucky (VRBO Citrus Bowl) L, 27-24
* denotes Big Ten Conference game

2018 Record: 9-4 | **2018 Big Ten Record:** 6-3
Final 2018 Ranking: No. 17 AP/No. 17 Coaches

BIG

Known as one of intercollegiate sports' most successful undertakings, the Big Ten is home to a lineage of legendary names and an ongoing tradition of developing strong leaders. Even in its infancy, the conference established itself as the preeminent collection of institutions in the nation, where the pursuit of academic excellence prevailed as the definitive goal.

The history of the Big Ten traces back more than 120 years to the Palmer House hotel in Chicago, where on January 11, 1895, then-Purdue president James H. Smart and leaders from the University of Chicago, University of Illinois, University of Michigan, University of Minnesota, Northwestern University and University of Wisconsin set out to organize and develop principles for the regulation of intercollegiate athletics.

At that meeting, a blueprint for the administration of college athletics under the direction of appointed faculty representatives was outlined. The presidents' first known action "restricted eligibility for athletics to bonafide, full-time students who were not delinquent in their studies." That important legislation, along with other legislation that would follow in the coming years, served as the primary building block for intercollegiate athletics.

On February 8, 1896, one faculty member from each of those seven universities met at the same Palmer House and officially established the mechanics of the conference, which was officially incorporated as the "Intercollegiate Conference Athletic Association" in 1905.

Indiana University and the State University of Iowa became the eighth and ninth members in 1899. In 1908, Michigan briefly withdrew its membership, and in 1912 Ohio State University joined the conference, bringing its membership total back to nine. Upon Michigan's return in 1917, the conference was first referred to as the "Big Ten" by media members, and that name was eventually incorporated in 1987.

As the 1900s opened, faculty representatives established rules for intercollegiate athletics that were novel for the time. As early as 1904, the faculty approved legislation that required eligible athletes to meet entrance requirements and to have completed a full year's work, along with having one year of residence.


In 1901, the first Big Ten Championship event was staged when the outdoor track and field championships were held at the University of Chicago. The debut event marked what is now a staple of conference competition. Today, the Big Ten sponsors 28 official sports, 14 for men and 14 for women, including the addition of men's ice hockey and men's and women's lacrosse over the last four years. Big Ten schools compete in a total of 42 different sports, furthering the conference's commitment to broad-based programming and providing more participation opportunities than any conference in the country.

One of the conference's proudest traditions began in 1902 when Michigan took on Stanford in the Rose Bowl, the nation's first bowl game. Big Ten teams only appeared in Pasadena twice before the conference signed an exclusive contract with the Tournament of Roses in 1946, making it the first bowl game with permanent conference affiliations. But Michigan's appearance in 1902 cultivated a relationship that has endured for more than a century. In January 2014, Michigan State defeated Stanford in the 100th Rose Bowl Game.

Coupling the academic goals set forth by the leaders of the charter members of the conference and their steadfast commitment to athletics, the conference instituted the Big Ten Medal of Honor in 1915. It is awarded annually by each conference institution to a student of the graduating class who has attained the greatest proficiency in scholarship and athletics. For more than 100 years, it has been the most prestigious honor a student competing in Big Ten athletics can receive.

In 1922, Major John L. Griffith became the conference's first "Commissioner of Athletics." Griffith was the first of five men to assume the role of commissioner in the conference's history, followed by Kenneth L. "Tug" Wilson in 1945, Bill Reed in 1961, Wayne Duke in 1971 and current commissioner James E. Delany in 1989.

After nearly 30 years with 10 members, the conference consolidated to nine schools when the University of Chicago formally withdrew its membership in 1946. Michigan State College (now Michigan State University) was added to the Big Ten three years later, bringing the number of affiliated conference schools to 10 once again.



In 1955, the Big Ten formulated a revenue-sharing model designed to pool all football television rights of its members and share those proceeds equally. The conference and its members continue to utilize a revenue-sharing model, dividing media rights, bowl payouts and other profits among all conference institutions.

While academics have always played an integral role in the conference, presidents of the Big Ten member institutions formalized the primacy of academics with the establishment of the Big Ten Academic Alliance (formerly the Committee on Institutional Cooperation) in 1958. The Big Ten Academic Alliance is an academic consortium of all Big Ten universities. Annually, the schools currently constituting the Big Ten Academic Alliance produced over \$10 billion in funded research, \$5 billion more than any other conference.

In one of Duke's first actions as commissioner, he oversaw the adoption of the Big Ten Advisory Commission in 1972, designed to study conference programs and make suggestions which would further Big Ten objectives. The Advisory Commission enlists former students that competed in Big Ten athletics to serve as liaisons to the NCAA's Diversity and Inclusion Department, the Big Ten Student-Athlete Advisory Commission and other organizations.

In 1981, the conference presidents and chancellors endorsed a proposal that enabled universities to affiliate their women's intercollegiate programs with the conference, and the first conference championships for women were staged that fall. The Big Ten was the first conference to voluntarily adopt male and female participation goals after launching its Gender Equity Action Plan in 1992.

In December of 1989, the conference agreed in principle to invite Pennsylvania State University for membership. On June 4, 1990, the Council of Presidents officially voted to integrate Penn State into the conference, giving the Big Ten 11 members.

In 2004, the Big Ten implemented a pilot program of instant replay for college football. Following the season, the conference forwarded replay proposals to the NCAA regarding the future use of instant replay, where it approved country-wide testing in 2005. In 2006, the NCAA approved the use of instant replay for all conferences.

In 2006, Delany announced the creation of the first conference-owned television network, a 20-year agreement with FOX Networks to create what would become the Big Ten Network (BTN). Launched on Aug. 30, 2007, BTN now produces more than 1,500 events across all platforms each year. BTN is in more than 60 million homes in the U.S. and Canada via the nation's major cable, satellite and telco providers and more than 300 additional cable operators across the country. BTN2Go is the digital extension of BTN, delivering live and on-demand programming to computers, smartphones and tablets and also is accessible outside the U.S., Canada and the Caribbean via BTN2Go International.

On June 11, 2010, the Big Ten Council of Presidents/Chancellors (COP/C) approved a formal membership application by the University of Nebraska, expanding the conference to 12 institutions. Nebraska officially joined the Big Ten on July 1, 2011.

The conference expanded its footprint further in 2012 when the COP/C approved formal membership applications from the University of Maryland and Rutgers University on November 19 and 20, respectively. Maryland and Rutgers became official Big Ten members on July 1, 2014, giving the conference almost 9,500 students participating in intercollegiate athletics and more than 11,000 participation opportunities on 350 teams.

On June 3, 2013, the Big Ten announced that Johns Hopkins University had been accepted as the conference's first sport affiliate member. Johns Hopkins' addition in men's lacrosse gave the Big Ten six institutions sponsoring the sport, allowing the debut of men's lacrosse as an official conference sport and building on the Big Ten's tradition of broad-based sports competition. On June 17, 2015, the conference announced that Johns Hopkins was accepted as a sport affiliate member for women's lacrosse beginning with the 2016-17 academic year. On March 23, 2016, the conference announced that Notre Dame will join the Big Ten for men's ice hockey beginning with the 2017-18 academic year.

Since opening in the fall of 2013, the Big Ten conference center hosts more than 300 meetings annually for member institutions, Big Ten Academic Alliance (formerly CIC) related committees and coaches' groups. The headquarters also features an interactive digital museum - the Big Ten Experience - which brings the conference's storied academic and athletic history to life. For more information on the Big Ten Experience, go to bigten.org.

In June 2014, the Big Ten opened a second office in New York City, featuring both office and meeting space in Midtown Manhattan. Big Ten staff members are based in the New York City office to provide expanded coverage and service, while other conference and institutional administrators utilize the space as necessary when conducting business on the East Coast. The Big Ten and its member institutions also have access to satellite office space in Washington, D.C.

Delany and his staff work to meet the educational needs of students competing in intercollegiate athletics to allow them to excel in all areas of their lives. The conference office manages 28 different championships and tournaments, offers legislative and compliance services, oversees the production and distribution of more than 1,400 events annually, provides staff services to coaching and administrative personnel and services media and fans interest for information on the Big Ten.

More than 120 years after its inception, the Big Ten remains a national leader in intercollegiate athletics on and off the field. Big Ten programs have combined to win more than 450 team and 1,800 individual national championships, consistently taking home individual honors for athletic and academic accomplishments and fulfilling the Big Ten's mission of academic achievement and athletic success.



THE BIRTHPLACE OF COLLEGE FOOTBALL



IV

SEASON REVIEW



GAME 1: RUTGERS 35, TEXAS STATE 7
 Sept. 1, 2018 • Piscataway, N.J.
 HighPoint.com Stadium • Attendance: 40,124

	1	2	3	4	Score
Texas State (0-1)	0	0	7	0	7
Rutgers (1-0)	7	14	7	7	35

PISCATAWAY, N.J. – Rutgers football cruised to a 35-7, season-opening win over Texas State on Saturday afternoon at HighPoint.com Stadium. The Scarlet Knights claimed the lead five minutes into the contest and never relinquished the lead or momentum.

Freshman quarterback Artur Sitkowski went 20-for-30 with 205 passing yards in his debut as a Scarlet Knight, including the first passing touchdown of his career. He became the 11th true freshman to start a game at quarterback for RU and third since WWII to start the season opener.

Sophomore Raheem Blackshear and senior Jonathan Hilliman each contributed a pair of touchdowns, while sophomore Olakunle Fatukasi added one of his own on a fumble recovery.

Overall, Blackshear led the attack with 150 all-purpose yards, rushing for 62 yards and receiving for 56 yards. Freshman Isaih Pacheco led the team on the ground with 76 yards rushing.

Senior Trevor Morris guided the defense with nine tackles followed by senior Isaiah Wharton and senior Deonte Roberts with six each. Redshirt sophomore defensive end Elorm Lumor filled the stat sheet with a blocked field goal, a sack, two tackles-for-loss and a recovered fumble. Rutgers had 11 tackles-for-loss, paced by two apiece from Lumor, senior defensive back Blessuan Austin and sophomore defensive tackle Julius Turner.

Rushing

No.	Yds	TD	
Jones III	14	33	0
Pacheco	11	76	0

Passing

Cmp-Att-Int	Yds	TD	
Jones III	7-20-1	79	0
Sitkowski	20-30-3	205	1

Receiving

No.	Yds	TD	
Twyford	3	21	0
Melton	4	57	0

Tackles

Total	TFL-Yds	
London II	9	-
Morris	0	0.5-0



GAME 2: NO. 4 OHIO STATE 52, RUTGERS 3
 Sept. 8, 2018 • Columbus, Ohio
 Ohio Stadium • Attendance: 93,057

	1	2	3	4	Score
Rutgers (1-1, 0-1)	0	0	3	0	3
Ohio State (2-0, 1-0)	14	21	10	7	52

COLUMBUS, Ohio – Rutgers football dropped its Big Ten Conference opener to No. 4 Ohio State, 52-3, Saturday afternoon in Columbus.

Senior linebacker Trevor Morris led the Scarlet Knight defense with 11 tackles, including 10 solo stops with a sack. Redshirt sophomore defensive end Elorm Lumor also contributed a sack, while redshirt sophomore Justin Davidovicz notched his first career field goal, a 41-yard attempt in the third quarter. Sophomore running back Raheem Blackshear added 56 all-purpose yards in the loss.

Rushing

No.	Yds	TD	
Blackshear	9	31	0
Martell	8	95	1

Passing

Cmp-Att-Int	Yds	TD	
Sitkowski	6-18-1	38	0
Haskins	20-23-0	233	4

Receiving

No.	Yds	TD	
Vokolek	1	13	0
Campbell	5	64	1

Tackles

Total	TFL-Yds	
Morris	11	1.0-8
Bosa	5	3.0-14



GAME 3: KANSAS 55, RUTGERS 14
 Sept. 15, 2018 • Lawrence, Kan.
 Memorial Stadium • Attendance: 28,044

	1	2	3	4	Score
Rutgers (1-2)	7	7	0	0	14
Kansas (2-1)	17	14	10	14	55

LAWRENCE, Kan. – Playing in its second consecutive road game, Rutgers football fell to Kansas, 55-14, Saturday afternoon in Lawrence.

Sophomore running back Raheem Blackshear led the offense with 102 yards on the ground, while freshman receiver Eddie Lewis and senior tight end Jerome Washington contributed 43 and 41 receiving yards, respectively. On defense, senior Deonte Roberts had a team-high eight tackles, while redshirt sophomores Tyreek Maddox-Williams and Elorm Lumor each registered seven with one for a loss.

After falling behind 10-0 to start the contest, Roberts blocked a Jayhawk field goal attempt and returned it 64 yards for a touchdown. The special teams score made it a 10-7 game with 9:06 left in the first quarter.

The Scarlet Knights added another blocked field goal at the end of the first, this one courtesy of senior defensive lineman Jon Bateky. The blocked kick was the 52nd for the program since 2009 – the most nationally during that span.

Kansas added another touchdown early in the second quarter, but RU responded with a nine-play, 86-yard scoring drive, capped by a two-yard touchdown run from senior Jonathan Hilliman. Blackshear added three carries for 49 yards during the 2:58 drive, which helped make it just a 24-14 game late in the second quarter.

Rushing

No.	Yds	TD	
Blackshear	19	102	0
Williams	19	163	1

Passing

Cmp-Att-Int	Yds	TD	
Rescigno	7-12-0	77	0
Bender	7-11-0	68	1

Receiving

No.	Yds	TD	
Lewis	4	43	0
Booker	3	32	1

Tackles

Total	TFL-Yds	
Roberts	8	-
Dineen	10	-



GAME 4: BUFFALO 42, RUTGERS 13
 Sept. 22, 2018 • Piscataway, N.J.
 HighPoint.com Stadium • Attendance: 34,574

	1	2	3	4	Score
Buffalo (4-0)	14	21	0	7	42
Rutgers (1-3)	3	3	0	7	13

PISCATAWAY, N.J. – Returning home after back-to-back games on the road, Rutgers football dropped the contest to Buffalo, 42-13, Saturday afternoon at HighPoint.com Stadium.

Sophomore running back Raheem Blackshear paced RU with a touchdown and 102 all-purpose yards. Senior tight end Jerome Washington registered a career-high 62 receiving yards. On defense, senior linebacker Trevor Morris posted 11 tackles, while fifth-year defensive back Isaiah Wharton and junior defensive back Damon Hayes both collected interceptions.

The Scarlet Knights added points to the board to open the contest with a field goal by sophomore Justin Davidovicz. The Bulls, however, shifted momentum by pushing to a 14-3 edge at the end of the first quarter.

Although Rutgers opened the second stanza with another field goal from Davidovicz, Buffalo added on 21 more points to hold onto the lead moving into halftime.

At the start of the fourth quarter, Blackshear added a 14-yard rushing touchdown for the Scarlet Knights. Hayes held onto the energy, reeling in an interception on Buffalo's following drive. The deficit, however, was too large for the momentum to overcome.

Rushing

No.	Yds	TD	
Patterson	14	104	2
Blackshear	15	69	1

Passing

Cmp-Att-Int	Yds	TD	
Jackson	14-28-2	263	3
Rescigno	12-24-0	129	0

Receiving

No.	Yds	TD	
Johnson	2	101	1
Washington	3	62	0

Tackles

Total	TFL-Yds	
Hodge	15	1.0-2
Morris	11	0.5-2



GAME 5: INDIANA 24, RUTGERS 17
 Sept. 29, 2018 • Piscataway, N.J.
 HighPoint.com Stadium • Attendance: 32,056

	1	2	3	4	Score
Indiana (4-1, 1-1)	7	17	0	0	24
Rutgers (1-4, 0-2)	7	0	0	10	17

PISCATAWAY, N.J. – Despite a late fourth-quarter rally, Rutgers football fell short against Indiana in a 24-17 decision on Saturday afternoon at HighPoint.com Stadium.

Freshman quarterback Artur Sitkowski threw for 154 yards and a touchdown. Red-shirt freshman wide receiver Shameen Jones and fifth-year running back Jonathan Hilliman recorded touchdowns for Rutgers. Sophomore kicker Justin Davidovicz booted a 52-yard field goal for the Scarlet Knights, tied for the fourth longest in school history.

Defensively, senior linebacker Deonte Roberts and senior defensive lineman Kevin Wilkins paced the team with 13 total tackles each, while junior defensive back Damon Hayes added 10 with an interception.

Following a scoreless third quarter, Rutgers found momentum in the final frame. Sophomore linebacker Tyreek Maddox-Williams forced a fumble on Indiana's opening drive, as Roberts recovered for RU.

On the second play of RU's drive, freshman running back Isaih Pacheco connected with Jerome Washington for a 39-yard reception to set the Scarlet Knights six yards out. Hilliman rushed for the final yard to cut into the score, 24-14, with 10:40 to go in the game.

Despite the late surge, the Scarlet Knights would fall short as the Hoosiers ran out the clock.

Rushing

No.	Yds	TD	
IU Scott	18	58	1
RU Blackshear	8	64	0

Passing

Cmp-Att-Int	Yds	TD	
IU Ramsey	27-40-1	288	1
RU Sitkowski	18-35-1	154	1

Receiving

No.	Yds	TD	
IU Harris II	7	54	1
RU Washington	2	55	0

Tackles

Total	TFL-Yds
IU Williams	5 1.0-3
RU Roberts	13 0.5-0



GAME 7: MARYLAND 34, RUTGERS 7
 Oct. 13, 2018 • College Park, Md.
 Maryland Stadium • Attendance: 32,995

	1	2	3	4	Score
Rutgers (1-6, 0-4)	0	0	0	7	7
Maryland (4-2, 2-1)	10	14	10	0	34

COLLEGE PARK, Md. – Rutgers football fell on the road to Maryland, 34-7, Saturday afternoon in College Park. Freshman Isaih Pacheco led the Scarlet Knights with 22 carries for 107 yards and a touchdown in the loss. For Pacheco, it marked the first 100-yard rushing performance of his collegiate career.

On defense, senior linebacker Trevor Morris paced the unit with 10 tackles, including seven solo stops. Redshirt freshman defensive end Mike Tverdov added his second sack in as many games and third of the season.

Rushing

No.	Yds	TD	
RU Pacheco	22	107	1
MD Johnson	9	132	1

Passing

Cmp-Att-Int	Yds	TD	
RU Sitkowski	2-16-4	8	0
MD Hill	8-17-0	76	3

Receiving

No.	Yds	TD	
RU Blackshear	1	4	0
MD Jacobs	1	23	1

Tackles

Total	TFL-Yds
RU Morris	10 -
MD Watson	11 -



GAME 6: ILLINOIS 38, RUTGERS 17
 Oct. 6, 2018 • Piscataway, N.J.
 HighPoint.com Stadium • Attendance: 36,702

	1	2	3	4	Score
Illinois (3-2, 1-1)	10	14	0	14	38
Rutgers (1-5, 0-3)	7	7	0	3	17

PISCATAWAY, N.J. – Rutgers football was topped by Illinois, 38-17, on Saturday afternoon at HighPoint.com Stadium.

Freshman quarterback Artur Sitkowski threw for a season-best 267 yards on 29 completions with a touchdown. Graduate running back Jonathan Hilliman added his fifth touchdown of the season, while sophomore tight end Travis Vokolek posted the first score of his career.

Defensively, junior safety Damon Hayes and senior linebacker Trevor Morris both had seven tackles. Hayes also had a sack, while fifth-year senior defensive end Kevin Wilkins contributed two tackles-for-loss.

Although Illinois added a field goal on its second drive of the game, Rutgers countered with a touchdown on its following drive to take the lead. Hilliman rushed for 32 yards to give the Scarlet Knights a 7-3 advantage early in the game.

Vokolek hauled in a seven-yard touchdown late in the second quarter to make it 24-14 in favor of the visitors heading into halftime. Sitkowski went 9-for-9 passing on the drive.

Following a scoreless third quarter for either side, Illinois opened the final frame with a touchdown. Sophomore kicker Justin Davidovicz would tack on a 20-yard field goal for RU late in the stanza. The deficit, however, was too large for RU to overcome in the end.

Rushing

No.	Yds	TD	
ILL Corbin	11	137	1
RU Hilliman	10	76	1

Passing

Cmp-Att-Int	Yds	TD	
ILL Bush	10-18-0	89	1
RU Sitkowski	29-46-3	267	1

Receiving

No.	Yds	TD	
ILL Davis	5	59	0
RU Melton	6	70	0

Tackles

Total	TFL-Yds
ILL Hansen	9 -
RU Hayes	7 1.5-6



GAME 8: NORTHWESTERN 18, RUTGERS 15
 Oct. 20, 2018 • Piscataway, N.J.
 HighPoint.com Stadium • Attendance: 32,514

	1	2	3	4	Score
Northwestern (4-3, 4-1)	7	0	3	8	18
Rutgers (1-7, 0-5)	0	12	3	0	15

PISCATAWAY, N.J. – Despite holding a lead at halftime, Rutgers football fell to Northwestern by a score of 18-15 on Saturday afternoon at HighPoint.com Stadium.

Freshman running back Isaih Pacheco paced the offense with a 44-yard rushing touchdown, part of his 83 yards from scrimmage on the day. Sophomore kicker Justin Davidovicz added two field goals for RU, including one from 42 yards, and is 7-for-8 in attempts this season.

Defensively, freshman defensive back Avery Young led Rutgers with 10 tackles, including seven solo stops and two pass breakups. Senior linebackers Trevor Morris and Deonte Roberts followed with nine tackles each, as Morris forced and recovered a fumble on an assisted sack. Junior defensive lineman Willington Previlon registered Rutgers' first safety since 2009 with a sack in the end zone for the Scarlet Knights, while redshirt sophomore Elorm Lumor had 1.5 sacks.

Rushing

No.	Yds	TD	
NU Bowser	24	108	2
RU Pacheco	11	76	1

Passing

Cmp-Att-Int	Yds	TD	
NU Thorson	17-34-0	150	0
RU Sitkowski	15-31-0	81	0

Receiving

No.	Yds	TD	
NU Nagel	8	71	0
RU Sneed	3	23	0

Tackles

Total	TFL-Yds
NU Miller	8 -
RU Young	10 -



GAME 9: WISCONSIN 31, RUTGERS 17
 Nov. 3, 2018 • Madison, Wis.
 Camp Randall Stadium • Attendance: 74,379

	1	2	3	4	Score
Rutgers (1-8, 0-6)	0	0	3	14	17
Wisconsin (6-3, 4-2)	7	3	14	7	31

MADISON, Wis. – Rutgers football returned to action after a bye week with a 31-17 loss at Wisconsin on Saturday at Camp Randall Stadium. It was the third all-time meeting between the programs.

Offensively, freshman quarterback Artur Sitkowski finished 20-for-39 for 261 passing yards. Sophomore running back Raheem Blackshear had a team-high 162 receiving yards for the first 100-yard receiving game by a Scarlet Knight since Jawuan Harris in 2016 versus Indiana and the most ever in a game by an RU running back. He had a five-yard receiving touchdown and a career-high 200 all-purpose yards. In addition, graduate student running back Jonathan Hilliman scored from one yard out for his 32nd career rushing touchdown in his 50th game overall.

Senior safety Saquan Hampton picked off two passes to help the Scarlet Knights establish a plus-two advantage in turnover margin. He became the first RU player to record two interceptions in a game since Brandon Jones at the 2012 Russell Athletic Bowl and ended with four passes defended overall.

Senior linebacker Trevor Morris totaled 10 tackles to become the 11th player in program history to reach 300 career stops. Hampton and senior linebacker Deonte Roberts also had 10 stops on defense.

Rushing

No.	Yds	TD	
RU Blackshear	10	38	0
UW Taylor	27	208	3

Passing

Cmp-Att-Int	Yds	TD	
RU Sitkowski	20-39-0	261	1
UW Hornibrook	7-16-2	92	0

Receiving

No.	Yds	TD	
RU Blackshear	8	162	1
UW Davis	6	60	1

Tackles

Total	TFL-Yds
RU Hampton	10 1.0-2
UW Connelly	8 1.0-6



GAME 10: NO. 4 MICHIGAN 42, RUTGERS 7
 Nov. 10, 2018 • Piscataway, N.J.
 HighPoint.com Stadium • Attendance: 43,786

	1	2	3	4	Score
Michigan (9-1, 7-0)	7	14	14	7	42
Rutgers (1-9, 0-7)	7	0	0	0	7

PISCATAWAY, N.J. – Rutgers football dropped its matchup with No. 4 Michigan by a score of 42-7 on Saturday afternoon at HighPoint.com Stadium.

Freshman running back Isaih Pacheco paced the Scarlet Knights with 213 all-purpose yards, including 142 rushing yards and an 80-yard touchdown run. His rushing attack helped the Scarlet Knights post 193 yards on the ground, the most against the No. 5-ranked defense of the Wolverines during the 2018 season. Pacheco's 80-yard scamper for a score was Rutgers' longest run against a Big Ten opponent since joining the conference in 2014 and the longest ever by a Rutgers freshman.

Sophomore running back Raheem Blackshear followed with 89 all-purpose yards, with 41 rushing and 16 yards receiving on five receptions. Freshman quarterback Artur Sitkowski went 8-for-19 in the contest.

Defensively, redshirt senior defensive back Saquan Hampton led the team with 11 tackles to match his career high, seven of which were solo. Senior linebacker Trevor Morris followed with 10 tackles, while freshman corner back Avery Young registered nine.

Rushing

No.	Yds	TD	
UM Evans	6	75	1
RU Pacheco	16	142	1

Passing

Cmp-Att-Int	Yds	TD	
UM Patterson	18-27-0	260	3
RU Sitkowski	8-19-1	40	0

Receiving

No.	Yds	TD	
UM Peoples-Jones	5	83	0
RU Rescigno	1	19	0

Tackles

Total	TFL-Yds
UM Gary	6 0.5-1
RU Hampton	11 -



GAME 11: NO. 16 PENN STATE 20, RUTGERS 7
 Nov. 17, 2018 • Piscataway, N.J.
 HighPoint.com Stadium • Attendance: 44,840

	1	2	3	4	Score
Penn State (8-3, 5-3)	3	10	0	7	20
Rutgers (1-10, 0-8)	0	0	0	7	7

PISCATAWAY, N.J. – Rutgers football dropped its home finale to No. 16 Penn State by a score of 20-7 on Saturday afternoon at HighPoint.com Stadium.

Sophomore running back Raheem Blackshear paced the Scarlet Knights with 126 all-purpose yards, including a rushing touchdown and 102 yards on the ground. The score marked Blackshear's 10th career touchdown and sixth rushing touchdown of his career.

On defense, senior linebackers Trevor Morris and Deonte Roberts led the team with 10 tackles each. Morris, who also forced a fumble, reached 101 tackles on the season, becoming the third player in program history to reach the century mark three times. Senior Isaiah Wharton defended four passes with three breakups and one interception.

Prior to the contest, Rutgers honored its seniors in a ceremony. The group included DB Blessuan Austin, DL Jon Bateky, OL Tariq Cole, DB Saquan Hampton, OL Zack Heeman, DB Kiy Hester, RB Jonathan Hilliman, P Nick Johnston, LB Trevor Morris, QB Rob Nittolo, QB Giovanni Rescigno, LB Deonte Roberts, DL Muhammad Wainwright, TE Jerome Washington, DB Isaiah Wharton and DL Kevin Wilkins.

Rushing

No.	Yds	TD	
PSU Sanders	27	88	0
RU Blackshear	22	102	1

Passing

Cmp-Att-Int	Yds	TD	
PSU McSorley	17-27-1	183	2
RU Rescigno	2-8-0	28	0

Receiving

No.	Yds	TD	
PSU Hamler	5	71	0
RU Melton	3	29	0

Tackles

Total	TFL-Yds
PSU Farmer	8 1.0-1
RU Roberts	10 0.5-0



GAME 12: MICHIGAN STATE 14, RUTGERS 10
 Nov. 24, 2018 • East Lansing, Mich.
 Spartan Stadium • Attendance: 64,951

	1	2	3	4	Score
Rutgers (1-11, 0-9)	7	0	0	3	10
Michigan State (7-5, 5-4)	0	7	0	7	14

EAST LANSING, Mich. – Rutgers football took the lead on a field goal with 7:52 remaining, but Michigan State scored a touchdown with 3:57 left to capture a 14-10 victory on Saturday at Spartan Stadium.

Senior quarterback Giovanni Rescigno made his first start of the season for the Scarlet Knights, and 13th overall, in his final collegiate game in his home state. He accumulated 170 yards of total offense with 109 passing yards on nine completions and a career-high 61 rushing yards. Sophomore Travis Vokolek was on the receiving end of a 27-yard touchdown, totaling a career-high 69 receiving yards.

The Scarlet Knights picked up 108 rushing yards on a Spartan unit that entered the week ranked first in the nation with only 78.9 allowed per game.

On defense, senior Trevor Morris ended his career with eight tackles, two pass breakups and an interception, while classmate Isaiah Wharton also had eight stops and two passes batted away. Fellow senior Saquan Hampton added his fifth career interception. RU finished with a season-high 12 passes broken up and had six tackles in the backfield.

Rushing

No.	Yds	TD	
RU Rescigno	13	61	0
MSU Heyward	19	81	0

Passing

Cmp-Att-Int	Yds	TD	
RU Rescigno	9-17-1	109	1
MSU Lombardi	19-43-1	173	1

Receiving

No.	Yds	TD	
RU Vokolek	4	69	1
MSU Stewart	7	53	0

Tackles

Total	TFL-Yds
RU Wharton	8 2.0-5
MSU Bachie	12 1.5-3



2018 GAME-BY-GAME STARTERS

OFFENSE

	LT	LG	C	RG	RT	TE
Texas State	Cole	Krimin	Maietti	Jackson	Seymour	Washington
Ohio State	Cole	Krimin	Maietti	Jackson	Seymour	Washington
Kansas	Cole	Lonsdorf	Maietti	Jackson	Seymour	Washington
Buffalo	Cole	Lonsdorf	Maietti	Jackson	Seymour	Washington
Indiana	Cole	Lonsdorf	Maietti	Jackson	Seymour	Vokolek
Illinois	Cole	Vretman	Maietti	Jackson	Seymour	Vokolek
Maryland	Cole	Vretman	Maietti	Krimin	Seymour	Vokolek
Northwestern	Lonsdorf	Venesky	Maietti	Jackson	Seymour	Vokolek
Wisconsin	Cole	Venesky	Maietti	Jackson	Seymour	Robinson
Michigan	Cole	Venesky	Maietti	Jackson	Seymour	Vokolek
Penn State	Cole	Venesky	Maietti	Jackson	Seymour	Griffin-Stewart
Michigan State	Cole	Venesky	Maietti	Jackson	Seymour	Vokolek

	QB	RB	WR	WR	WR	PK
Texas State	Sitkowski	Blackshear	Jabbie	Vokolek#	Robinson#	Davidovicz
Ohio State	Sitkowski	Blackshear	Melton	Jones	Anthony&	Davidovicz
Kansas	Sitkowski	Blackshear	Melton	Jones	Hilliman^	Davidovicz
Buffalo	Sitkowski	Blackshear	Melton	Jones	Anthony&	Davidovicz
Indiana	Sitkowski	Blackshear	Jabbie	Pacheco^	Hilliman^	Davidovicz
Illinois	Sitkowski	Blackshear	Jabbie	Pacheco^	Hilliman^	Haggerty
Maryland	Sitkowski	Hilliman	Wormley	Robinson#	Griffin-Stewart#	Davidovicz
Northwestern	Sitkowski	Sneed	Wormley	Robinson#	Griffin-Stewart#	Davidovicz
Wisconsin	Sitkowski	Blackshear	Melton	Jones	Griffin-Stewart#	Davidovicz
Michigan	Sitkowski	Blackshear	Melton	Jones	Hilliman^	Davidovicz
Penn State	Sitkowski	Blackshear	Melton	Jones	Sutton#	Davidovicz
Michigan State	Rescigno	Blackshear	Melton	Jones	Pacheco^	Davidovicz

& - FB # - TE ^ - RB

DEFENSE

	DE	NT	DT	DE	P
Texas State	Wilkins	Turner	Bateky	Lumor	Korsak
Ohio State	Wilkins	Turner	Bateky	Lumor	Korsak
Kansas	Wilkins	Turner	Bateky	Lumor	Korsak
Buffalo	Wilkins	Turner	Bateky	Lumor	Korsak
Indiana	Wilkins	Turner	Bateky	Tverdov	Korsak
Illinois	Wilkins	Turner	Bateky	Lumor	Korsak
Maryland	Wilkins	Turner	Bateky	Tverdov	Korsak
Northwestern	Wilkins	Turner	Bateky	Lumor	Korsak
Wisconsin	Wilkins	Previlon	Bateky	Lumor	Korsak
Michigan	Wilkins	Turner	Bateky	Lumor	Korsak
Penn State	Wilkins	Turner	Bateky	Lumor	Korsak
Michigan State	Previlon	Turner	Bateky	Lumor	Korsak

	SLB	MLB	WLB	CB	SS	FS	CB
Texas State	Morris	Roberts	Maddox-Williams	Austin	Hayes	Hampton	Wharton
Ohio State	Morris	Roberts	Maddox-Williams	Young	Hayes	Hampton	Wharton
Kansas	Morris	Roberts	Maddox-Williams	Young	Hayes	Hampton	Wharton
Buffalo	Morris	Roberts	Maddox-Williams	Young	Hayes	Hampton	Wharton
Indiana	Morris	Roberts	Maddox-Williams	Young	Hayes	Hampton	Wharton
Illinois	Morris	Roberts	Maddox-Williams	Young	Hayes	Hampton	Wharton
Maryland	Morris	Roberts	Maddox-Williams	Young	Hayes	Hampton	Wharton
Northwestern	Morris	Roberts	Maddox-Williams	Young	Hayes	Hampton	Wharton
Wisconsin	Morris	Roberts	Maddox-Williams	Young	Hayes	Hampton	Wharton
Michigan	Morris	Roberts	Maddox-Williams	Young	Hayes	Hampton	Wharton
Penn State	Morris	Roberts	Maddox-Williams	Young	Hayes	Hampton	Wharton
Michigan State	Morris	Battle	Maddox-Williams	Young	Hayes	Hampton	Wharton

2018 STATISTICS

	OVERALL	HOME	AWAY	NEUTRAL
ALL GAMES	1-11	1-6	0-5	0-0
CONFERENCE	0-9	0-5	0-4	0-0
NON-CONFERENCE	1-2	1-1	0-1	0-0

Date	Opponent	Score	Overall	Conference	Time	Attendance
Sep 01, 2018	TEXAS STATE	W, 35-7	1-0	0-0	3:18	40,124
Sep 08, 2018	at #4 Ohio State*	L, 52-3	1-1	0-1	3:12	93,057
Sep 15, 2018	at Kansas	L, 55-14	1-2	0-1	3:24	28,044
Sep 22, 2018	BUFFALO	L, 42-13	1-3	0-1	3:20	34,574
Sep 29, 2018	INDIANA*	L, 24-17	1-4	0-2	3:17	32,056
Oct 06, 2018	ILLINOIS*	L, 38-17	1-5	0-3	3:19	36,702
Oct 13, 2018	at Maryland*	L, 34-7	1-6	0-4	2:59	32,995
Oct 20, 2018	NORTHWESTERN*	L, 18-15	1-7	0-5	3:17	32,514
Nov 03, 2018	at Wisconsin*	L, 31-17	1-8	0-6	3:00	74,379
Nov 10, 2018	#4 MICHIGAN*	L, 42-7	1-9	0-7	2:51	43,786
Nov 17, 2018	#16 PENN STATE*	L, 20-7	1-10	0-8	3:13	44,840
Nov 24, 2018	at Michigan State*	L, 14-10	1-11	0-9	3:25	64,951

* indicates conference game

TEAM STATISTICS

	RUTGERS	OPPONENTS
SCORING	162	377
Points Per Game	13.5	31.4
Points Off Turnovers	27	86
FIRST DOWNS	182	254
Rushing/Passing/Penalty	86/72/24	115/112/27
RUSHING YARDAGE/ATTEMPTS	1,609/421	2,578/491
Yards Gained Rushing	1,822	2,847
Yards Lost Rushing	213	269
Average Per Rush/Per Game	3.8/134.1	5.3/214.8
TDs Rushing	12	25
PASSING YARDAGE	1586	2240
Comp-Att-Int	171-351-22	197-354-9
Average Per Pass/Per Catch/Per Game	4.5/9.3/132.2	6.3/11.4/186.7
TDs Passing	5	21
TOTAL OFFENSE	3,195	4,818
Total Plays	772	845
Average Per Play/Per Game	4.1/266.2	5.7/401.5
KICK RETURNS: #-Yards	31-583	20-328
PUNT RETURNS: #-Yards	11-55	24-146
INT RETURNS: #-Yards	9-29	22-208
KICK RETURN AVERAGE	18.8	16.4
PUNT RETURN AVERAGE	5.0	6.1
INT RETURN AVERAGE	3.2	9.5
FUMBLES-LOST	14-7	11-6
PENALTIES-Yards	75-748	78-756
Average Per Game	62.3	63.0
PUNTS-Yards	78-3,333	59-2,358
Average Per Punt/Net Punt Average	42.7/40.1	40.0/37.3
KICKOFFS-Yards	39-2,301	71-4,205
Average Per Kick/Net Kick Average	59.0/41.6	59.2/40.5
TIME OF POSSESSION/Game	28:55	31:05
3RD-DOWN Conversions	56/173	90/185
3rd-Down Pct	32%	49%
4TH-DOWN Conversions	9/19	7/14
4th-Down Pct	47%	50%
SACKS BY-Yards	16-113	16-123
TOUCHDOWNS SCORED	19	49
FIELD GOALS-ATTEMPTS	9-12	11-15
ON-SIDE KICKS	0-1	1-1
RED-ZONE SCORES	(20-27) 74%	(35-43) 81%
RED-ZONE TOUCHDOWNS	(13-27) 48%	(28-43) 65%
PAT-ATTEMPTS	(19-19) 100%	(48-48) 100%
ATTENDANCE	264,596	293,426
Games/Avg Per Game	7/37,799	5/58,685



SCORE BY QUARTERS

	1st	2nd	3rd	4th	Total
Rutgers	45	43	16	58	162
Opponents	96	135	68	78	377

INDIVIDUAL STATISTICS

RUSHING	G	ATT	GAIN	LOSS	NET	AVG	TD	LONG	AVG/G
Blackshear, Raheem	12	143	630	44	586	4.1	3	36	48.8
Pacheco, Isaih	12	111	559	8	551	5.0	3	80	45.9
Hilliman, Jonathan	11	83	354	17	337	4.1	6	32	30.6
Rescigno, Giovanni	7	32	140	30	110	3.4	0	18	15.7
Sneed, Trey	12	13	43	0	43	3.3	0	8	3.6
Snorweah, Charles	7	5	25	2	23	4.6	0	9	3.3
Melton, Bo	12	6	29	6	23	3.8	0	14	1.9
Jones, Shameen	12	3	7	0	7	2.3	0	6	0.6
TEAM	5	3	0	5	-5	-1.7	0	0	-1.0
Sitkowski, Artur	11	22	35	101	-66	-3.0	0	12	-6.0
Total	12	421	1,822	213	1,609	3.8	12	80	134.1
Opponents	12	491	2,847	269	2,578	5.3	25	73	214.8

PASSING	G	EFFIC	CMP-ATT-INT	PCT	YDS	TD	LNG	AVG/G
Sitkowski, Artur	11	76.36	134-273-18	49.1	1,158	4	41	105.3
Rescigno, Giovanni	7	85.65	35-74-3	47.3	370	1	27	52.9
Pacheco, Isaih	12	162.40	2-3-1	66.7	58	0	39	4.8
Sneed, Trey	12	0.00	0-1-0	0.0	0	0	0	0.0
Total	12	78.84	171-351-22	48.7	1,586	5	41	132.2
Opponents	12	123.29	197-354-9	55.6	2,240	21	59	186.7

RECEIVING	G	NO.	YDS	AVG	TD	LONG	AVG/G
Blackshear, Raheem	12	44	367	8.3	2	41	30.6
Melton, Bo	12	28	245	8.8	0	28	20.4
Lewis, Eddie	12	24	173	7.2	0	26	14.4
Vokolek, Travis	12	16	184	11.5	2	27	15.3
Jones, Shameen	12	15	155	10.3	1	17	12.9
Washington, Jerome	7	11	202	18.4	0	39	28.9
Hilliman, Jonathan	11	11	86	7.8	0	13	7.8
Robinson, Daevon	12	8	62	7.8	0	15	5.2
Sneed, Trey	12	3	23	7.7	0	14	1.9
Hayek, Hunter	11	3	17	5.7	0	10	1.5
Pacheco, Isaih	12	2	11	5.5	0	7	0.9
Griffin-Stewart, Nakia	12	2	10	5.0	0	7	0.8
Rescigno, Giovanni	7	1	19	19.0	0	19	2.7
Jabbie, Mohamed	6	1	14	14.0	0	14	2.3
Wormley, Everett	10	1	9	9.0	0	9	0.9
Anthony, Max	10	1	9	9.0	0	9	0.9
Total	12	171	1,586	9.3	5	41	132.2
Opponents	12	197	2,240	11.4	21	59	186.7

TOTAL OFFENSE	G	PLAYS	RUSH	PASS	TOTAL	AVG/G
Sitkowski, Artur	11	295	-66	1,158	1,092	99.3
Pacheco, Isaih	12	114	551	58	609	50.8
Blackshear, Raheem	12	143	586	0	586	48.8
Rescigno, Giovanni	7	106	110	370	480	68.6
Hilliman, Jonathan	11	83	337	0	337	30.6
Sneed, Trey	12	14	43	0	43	3.6
Snorweah, Charles	7	5	23	0	23	3.3
Melton, Bo	12	6	23	0	23	1.9
Jones, Shameen	12	3	7	0	7	0.6
TEAM	5	3	-5	0	-5	-1.0
Total	12	772	1,609	1,586	3,195	266.2
Opponents	12	845	2,578	2,240	4,818	401.5

ALL PURPOSE	G	RUSH	REC	PR	KOR	IR	TOT	AVG/G
Blackshear, Raheem	12	586	367	-1	184	0	1,136	94.7
Pacheco, Isaih	12	551	11	0	348	0	910	75.8
Hilliman, Jonathan	11	337	86	0	51	0	474	43.1
Melton, Bo	12	23	245	0	0	0	268	22.3
Washington, Jerome	7	0	202	0	0	0	202	28.9
Vokolek, Travis	12	0	184	0	0	0	184	15.3
Lewis, Eddie	12	0	173	0	0	0	173	14.4
Jones, Shameen	12	7	155	0	0	0	162	13.5
Rescigno, Giovanni	7	110	19	0	0	0	129	18.4
Sneed, Trey	12	43	23	0	0	0	66	5.5
Robinson, Daevon	12	0	62	0	0	0	62	5.2
Young, Avery	12	0	0	61	0	0	61	5.1
Morris, Trevor	12	0	0	0	0	31	31	2.6
Snorweah, Charles	7	23	0	0	0	0	23	3.3
Hayek, Hunter	11	0	17	0	0	0	17	1.5
Jabbie, Mohamed	6	0	14	0	0	0	14	2.3
Griffin-Stewart, Nakia	12	0	10	0	0	0	10	0.8
Anthony, Max	10	0	9	0	0	0	9	0.9
Wormley, Everett	10	0	9	0	0	0	9	0.9
Hampton, Saquan	12	0	0	0	0	3	3	0.2
Austin, Blessuan	1	0	0	0	0	-5	-5	-5.0
TEAM	5	-5	0	-5	0	0	-10	-2.0
Sitkowski, Artur	11	-66	0	0	0	0	-66	-6.0
Total	12	1,609	1,586	55	583	29	3,862	321.8
Opponents	12	2,578	2,240	146	328	208	5,500	458.3

SCORING	TD	FGS	KICK	PATS				SAF	POINTS
				RUSH	RCV	PASS	DXP		
Davidovicz, Justin	0	9-11	17-17	0-0	0	0-0	0	0	44
Hilliman, Jonathan	6	0-0	0-0	0-0	0	0-0	0	0	36
Blackshear, Raheem	5	0-0	0-0	0-0	0	0-0	0	0	30
Pacheco, Isaih	3	0-0	0-0	0-0	0	0-0	0	0	18
Vokolek, Travis	2	0-0	0-0	0-0	0	0-0	0	0	12
Fatukasi, Olakunle	1	0-0	0-0	0-0	0	0-0	0	0	6
Jones, Shameen	1	0-0	0-0	0-0	0	0-0	0	0	6
Roberts, Deonte	1	0-0	0-0	0-0	0	0-0	0	0	6
Previlon, Willington	0	0-0	0-0	0-0	0	0-0	0	1	2
Haggerty, Gavin	0	0-1	2-2	0-0	0	0-0	0	0	2
Total	19	9-12	19-19	0-0	0	0-0	0	1	162
Opponents	49	11-15	48-48	0-0	1	1-1	0	0	377

FIELD GOALS	FGM-FGA	Pct	1-19	20-29	30-39	40-49	50-99	Lg	Blk
Davidovicz, Justin	9-11	81.8	0-0	3-3	3-3	2-4	1-1	52	1
Haggerty, Gavin	0-1	0.0	0-0	0-0	0-0	0-1	0-0	0	0

FIELD GOAL SEQUENCE	RUTGERS	OPPONENTS
Texas State	-	51
Ohio State	(41)	(21)
Kansas	-	(49),36,27,(34)
Buffalo	(31),(34)	-
Indiana	(52)	(44)
Illinois	47,(20)	(39),48
Maryland	-	(39),(25)
Northwestern	(42),47,(26)	(23)
Wisconsin	45,(22)	(32)
Michigan	-	-
Penn State	-	(22),(19)
Michigan State	(34)	-

Numbers in (parentheses) indicate field goal was made.

PUNTING	NO.	YDS	AVG	LONG	TB	FC	I20	50+	BLKD
Korsak, Adam	78	3,333	42.7	79	3	21	23	10	0

KICKOFFS	NO.	YDS	AVG	TB	OB
Davidovicz, Justin	36	2,132	59.2	14	1
Haggerty, Gavin	3	169	56.3	0	0



PUNT RETURNS	NO.	YDS	AVG	TD	LONG
Young, Avery	9	61	6.8	0	22
Blackshear, Raheem	1	-1	-1.0	0	0
TEAM	1	-5	-5.0	0	0
Total	11	55	5.0	0	22
Opponents	24	146	6.1	0	28

KICK RETURNS	NO.	YDS	AVG	TD	LONG
Pacheco, Isaih	18	348	19.3	0	34
Blackshear, Raheem	10	184	18.4	0	25
Hilliman, Jonathan	3	51	17.0	0	27
Total	31	583	18.8	0	34
Opponents	20	328	16.4	0	31

INTERCEPTIONS	NO.	YDS	AVG	TD	LONG
Hampton, Saquan	3	3	1.0	0	3
Hayes, Damon	2	0	0.0	0	0
Wharton, Isaiah	2	0	0.0	0	0
Morris, Trevor	1	31	31.0	0	31
Austin, Blessuan	1	-5	-5.0	0	0
Total	9	29	3.2	0	31
Opponents	22	208	9.5	3	51

FUMBLE RETURNS	NO.	YDS	AVG	TD	LONG
Roberts, Deonte	1	0	0.0	1	0
Lumor, Elorm	1	14	14.0	0	14
Fatukasi, Olakunle	0	0	0.0	1	0
Total	2	14	7.0	2	14
Opponents	0	0	0.0	0	0

DEFENSE	G	S/A/TT	TFL/YDS	SKS-YDS	INT-YDS	BRUP	QBH	FR-YDS	FF	BLKS	SAF
Morris, Trevor	12	46/63/109	3.5-14	1.5-8	1-31	8	5	1-0	2		
Roberts, Deonte	11	25/62/87	4.0-3				1	1-0		1	
Young, Avery	12	35/31/66	1.5-5			10					
Hampton, Saquan	12	44/21/65	3.0-7		3-3	13		1-0			
Hayes, Damon	12	23/40/63	1.5-6	1.0-4	2-0	5	1				
Wharton, Isaiah	12	38/24/62	6.0-14		2-0	8				1	
Wilkins, Kevin	11	14/36/50	6.0-20	0.5-4		3	2				
Fogg, Tyshon	12	12/36/48	3.0-5			1					
Maddox-Williams, Tyreek	12	23/25/48	4.0-19			1	2		1		
Bateky, Jon	12	14/33/47	3.5-18	2.0-15			4			1	
Lumor, Elorm	11	18/17/35	7.0-24	4.0-18			5	1-14		1	
Turner, Julius	12	13/21/34	3.0-9			4					
Tverdov, Mike	12	16/15/31	5.5-38	4.0-34		1		1-0	1		
Hester, Kiy	11	20/11/31				1					
Previlon, Willington	12	10/13/23	3.0-21	2.0-15			1				1
Fatukasi, Olakunle	11	10/10/20	1.5-9			1	2	1-0			
Battle, Rashawn	11	6/14/20	2.0-7							1	
Barrow, Tim	12	3/3/6									
Abraham, Kessawn	12	3/3/6					1				
Duggan, Jaohne	9	2/2/4									
Wainwright, Muhammad	8	3/1/4									
Bordner, Brendan	8	3/1/3									
Abdulaziz, Rani	8	1/2/3									
Jabbie, Mohamed	6	2/1/3									
Lacewell, Zihir	4	1/3/3									
Austin, Blessuan	1	3/1/3	2.0-16	1.0-15	1--5						
Stevens, Lawrence	6	2/1/2									
Melton, Bo	12	1/1/2									
Pacheco, Isaih	12	2/1/2									
Taylor, Billy	12	1/1/2									
Vokolek, Travis	12	1/2/2									
Mason, Tijaun	1-0	1/1/1									
Sitkowski, Artur	11	1/1/1									
Wormley, Everett	10	1/1/1									
Robinson, Daevon	12	1/1/1									
Korsak, Adam	12	1/1/1									
Jackson, Jonah	11	1/1/1									
Taylor, Prince	10	1/1/1									
Avery, Tre	2	1/1/1									
Cole, Tariq	11	1/1/1									
Paul, Jarrett	12	1/1/1									
Haggerty, Gavin	1	1/1/1									
Davidovicz, Justin	12	1/1/1									
Anderson, Nihym	4	1/1/1									
Sneed, Trev	12	1/1/1									
Total	12	404/494/898	60-235	16-113	9-29	55	25	6-14	6	3	1
Opponents	12	395/376/771	59.0-210	16-123	22-208	53	21	7-0	7	1	



RUTGERS GAME HIGHS INDIVIDUAL

Rushes	22	Pacheco, Isaih at Maryland (Oct 13, 2018)
		Blackshear, Raheem vs. Penn State (Nov 17, 2018)
Yards Rushing	142	Pacheco, Isaih vs. Michigan (Nov 10, 2018)
Touchdown Rushes	2	Hilliman, Jonathan vs. Texas State (Sep 01, 2018)
Long Rush	8	Pacheco, Isaih vs. Michigan (Nov 10, 2018)
Pass Attempts	46	Sitkowski, Artur vs. Illinois (Oct 06, 2018)
Pass Completions	29	Sitkowski, Artur vs. Illinois (Oct 06, 2018)
Yards Passing	267	Sitkowski, Artur vs. Illinois (Oct 06, 2018)
Touchdown Passes	1	Sitkowski, Artur vs. Texas State (Sep 01, 2018)
		Sitkowski, Artur vs. Indiana (Sep 29, 2018)
		Sitkowski, Artur vs. Illinois (Oct 06, 2018)
		Sitkowski, Artur at Wisconsin (Nov 03, 2018)
		Rescigno, Giovanni at Michigan State (Nov 24, 2018)
Long Pass	41	Sitkowski, Artur at Wisconsin (Nov 03, 2018)
Receptions	8	Blackshear, Raheem at Wisconsin (Nov 03, 2018)
Yards Receiving	162	Blackshear, Raheem at Wisconsin (Nov 03, 2018)
Touchdown Receptions	1	Blackshear, Raheem vs. Texas State (Sep 01, 2018)
		Jones, Shameen vs. Indiana (Sep 29, 2018)
		Vokolek, Travis vs. Illinois (Oct 06, 2018)
		Blackshear, Raheem at Wisconsin (Nov 03, 2018)
		Vokolek, Travis at Michigan State (Nov 24, 2018)
Long Reception	41	Blackshear, Raheem at Wisconsin (Nov 03, 2018)
Field Goals	2	Davidovicz, Justin vs. Buffalo (Sep 22, 2018)
		Davidovicz, Justin vs. Northwestern (Oct 20, 2018)
Long Field Goal	52	Davidovicz, Justin vs. Indiana (Sep 29, 2018)
Punts	10	Korsak, Adam vs. Buffalo (Sep 22, 2018)
Punting Average	46.4	Korsak, Adam vs. Penn State (Nov 17, 2018)
Long Punt	79	Korsak, Adam vs. Northwestern (Oct 20, 2018)
Punts Inside 20	6	Korsak, Adam at Michigan State (Nov 24, 2018)
Long Punt Return	22	Young, Avery vs. Buffalo (Sep 22, 2018)
Long Kickoff Return	34	Pacheco, Isaih at Maryland (Oct 13, 2018)
Tackles	13	Roberts, Deonte vs. Indiana (Sep 29, 2018)
		Wilkins, Kevin vs. Indiana (Sep 29, 2018)
Sacks	1.5	Lumor, Elorm vs. Northwestern (Oct 20, 2018)
Tackles For Loss	2.0	Austin, Blessuan vs. Texas State (Sep 01, 2018)
		Lumor, Elorm vs. Texas State (Sep 01, 2018)
		Turner, Julius vs. Texas State (Sep 01, 2018)
		Wilkins, Kevin vs. Illinois (Oct 06, 2018)
		Wharton, Isaiah at Michigan State (Nov 24, 2018)
Interceptions	2	Hampton, Saquan at Wisconsin (Nov 03, 2018)

TEAM

Rushes	55	vs. Penn State (Nov 17, 2018)
Yards Rushing	218	vs. Texas State (Sep 01, 2018)
Yards Per Rush	5.8	vs. Michigan (Nov 10, 2018)
Touchdown Rushes	3	vs. Texas State (Sep 01, 2018)
Pass Attempts	46	vs. Illinois (Oct 06, 2018)
Pass Completions	29	vs. Illinois (Oct 06, 2018)
Yards Passing	267	vs. Illinois (Oct 06, 2018)
Yards Per Pass	6.8	vs. Texas State (Sep 01, 2018)
Touchdown Passes	1	vs. Texas State (Sep 01, 2018)
		vs. Indiana (Sep 29, 2018)
		vs. Illinois (Oct 06, 2018)
		at Wisconsin (Nov 03, 2018)
		at Michigan State (Nov 24, 2018)
Total Plays	76	vs. Texas State (Sep 01, 2018)
		vs. Illinois (Oct 06, 2018)
Total Offense	423	vs. Texas State (Sep 01, 2018)
Yards Per Play	5.6	vs. Texas State (Sep 01, 2018)
Points	35	vs. Texas State (Sep 01, 2018)
Sacks By	3	vs. Texas State (Sep 01, 2018)
		vs. Northwestern (Oct 20, 2018)
First Downs	25	vs. Illinois (Oct 06, 2018)
Penalties	10	vs. Illinois (Oct 06, 2018)
Penalty Yards	105	vs. Illinois (Oct 06, 2018)
Turnovers	6	at Kansas (Sep 15, 2018)
Interceptions By	2	vs. Buffalo (Sep 22, 2018)
		at Wisconsin (Nov 03, 2018)
		at Michigan State (Nov 24, 2018)
Punts	10	vs. Buffalo (Sep 22, 2018)
Punting Average	46.4	vs. Penn State (Nov 17, 2018)
Long Punt	79	vs. Northwestern (Oct 20, 2018)
Punts Inside 20	6	at Michigan State (Nov 24, 2018)
Long Punt Return	22	vs. Buffalo (Sep 22, 2018)



OPPONENT GAME HIGHS

INDIVIDUAL

Rushes	27	Taylor, Jonathan at Wisconsin (Nov 03, 2018)
		Sanders, Miles vs. Penn State (Nov 17, 2018)
Yards Rushing	208	Taylor, Jonathan at Wisconsin (Nov 03, 2018)
Touchdown Rushes	3	Taylor, Jonathan at Wisconsin (Nov 03, 2018)
Long Rush	73	Corbin, Reggie vs. Illinois (Oct 06, 2018)
Pass Attempts	43	Lombardi, Rocky at Michigan State (Nov 24, 2018)
Pass Completions	27	Ramsey, Peyton vs. Indiana (Sep 29, 2018)
Yards Passing	288	Ramsey, Peyton vs. Indiana (Sep 29, 2018)
Touchdown Passes	4	Haskins, Dwayne at Ohio State (Sep 08, 2018)
Long Pass	59	Jackson, Tyree vs. Buffalo (Sep 22, 2018)
Receptions	8	Nagel, Flynn vs. Northwestern (Oct 20, 2018)
Yards Receiving	101	Johnson, Anthony vs. Buffalo (Sep 22, 2018)
Touchdown Receptions	2	Dixon, Johnnie at Ohio State (Sep 08, 2018)
		Collins, Nico vs. Michigan (Nov 10, 2018)
		Freiermuth, Pat vs. Penn State (Nov 17, 2018)
Long Reception	59	Johnson, Anthony vs. Buffalo (Sep 22, 2018)
Field Goals	2	Rui, Gabriel at Kansas (Sep 15, 2018)
		Petrino, Joseph at Maryland (Oct 13, 2018)
		Pinegar, Jake vs. Penn State (Nov 17, 2018)
Long Field Goal	49	Rui, Gabriel at Kansas (Sep 15, 2018)
Punts	8	Stewart, Clayton vs. Texas State (Sep 01, 2018)
		Przystup, William at Michigan State (Nov 24, 2018)
Punting Average	48.7	Gillikin, Blake vs. Penn State (Nov 17, 2018)
Long Punt	70	Collins, Jake vs. Northwestern (Oct 20, 2018)
		Gillikin, Blake vs. Penn State (Nov 17, 2018)
Punts Inside 20	5	Lees, Wade at Maryland (Oct 13, 2018)
		Przystup, William at Michigan State (Nov 24, 2018)
Long Punt Return	28	Osobrn, K.J. vs. Buffalo (Sep 22, 2018)
Long Kickoff Return	31	McCall, Demario at Ohio State (Sep 08, 2018)
		Heyward, Connor at Michigan State (Nov 24, 2018)
Tackles	15	Hodge, Khalil vs. Buffalo (Sep 22, 2018)
Sacks	2	Young, Chase at Ohio State (Sep 08, 2018)
Tackles For Loss	3	Bosa, Nick at Ohio State (Sep 08, 2018)
Interceptions	2	Rodgers, Kordell vs. Texas State (Sep 01, 2018)
		Savage, Darnell at Maryland (Oct 13, 2018)
		Scott, Josiah at Michigan State (Nov 24, 2018)

TEAM

Rushes	49	at Kansas (Sep 15, 2018)
Yards Rushing	405	at Kansas (Sep 15, 2018)
Yards Per Rush	8.3	at Kansas (Sep 15, 2018)
Touchdown Rushes	4	at Kansas (Sep 15, 2018)
		vs. Illinois (Oct 06, 2018)
Pass Attempts	44	at Michigan State (Nov 24, 2018)
Pass Completions	30	at Ohio State (Sep 08, 2018)
Yards Passing	354	at Ohio State (Sep 08, 2018)
Yards Per Pass	10.7	at Ohio State (Sep 08, 2018)
Touchdown Passes	5	at Ohio State (Sep 08, 2018)
Total Plays	82	vs. Indiana (Sep 29, 2018)
		at Michigan State (Nov 24, 2018)
Total Offense	579	at Ohio State (Sep 08, 2018)
Yards Per Play	7.9	at Ohio State (Sep 08, 2018)
Points	55	at Kansas (Sep 15, 2018)
Sacks By	4	vs. Penn State (Nov 17, 2018)
First Downs	32	at Ohio State (Sep 08, 2018)
Penalties	15	vs. Texas State (Sep 01, 2018)
Penalty Yards	120	at Ohio State (Sep 08, 2018)
Turnovers	3	vs. Texas State (Sep 01, 2018)
Interceptions By	5	at Maryland (Oct 13, 2018)
Punts	8	vs. Texas State (Sep 01, 2018)
		at Michigan State (Nov 24, 2018)
Punting Average	48.7	vs. Penn State (Nov 17, 2018)
Long Punt	70	vs. Northwestern (Oct 20, 2018)
		vs. Penn State (Nov 17, 2018)
Punts Inside 20	5	at Maryland (Oct 13, 2018)
		at Michigan State (Nov 24, 2018)
Long Punt Return	28	vs. Buffalo (Sep 22, 2018)

RUTGERS LONG PLAYS


YARDS	TYPE	PLAYER(S)	OPPONENT
*80	Rush	Pacheco, Isaih	Michigan
*64	FGR	Roberts, Deonte	Kansas
*44	Rush	Pacheco, Isaih	Northwestern
41	Pass	Blackshear, Raheem from Sitkowski, Artur	Wisconsin
40	Pass	Blackshear, Raheem from Sitkowski, Artur	Wisconsin
39	Pass	Washington, Jerome from Pacheco, Isaih	Indiana
36	Rush	Blackshear, Raheem	Indiana
36	Pass	Blackshear, Raheem from Sitkowski, Artur	Wisconsin
34	KR	Pacheco, Isaih	Maryland
*32	Rush	Hilliman, Jonathan	Illinois
31	INT	Morris, Trevor	Michigan State
29	Pass	Washington, Jerome from Sitkowski, Artur	Texas State
28	Rush	Pacheco, Isaih	Texas State
28	Pass	Melton, Bo from Sitkowski, Artur	Illinois
27	KR	Hilliman, Jonathan	Illinois
*27	Pass	Vokolek, Travis from Rescigno, Giovanni	Michigan State
26	Pass	Lewis, Eddie from Rescigno, Giovanni	Kansas
26	KR	Pacheco, Isaih	Indiana
25	Pass	Washington, Jerome from Rescigno, Giovanni	Buffalo
25	KR	Pacheco, Isaih	Indiana
25	KR	Blackshear, Raheem	Buffalo
25	Pass	Washington, Jerome from Rescigno, Giovanni	Buffalo
25	Pass	Vokolek, Travis from Rescigno, Giovanni	Michigan State
24	KR	Blackshear, Raheem	Kansas
24	Rush	Blackshear, Raheem	Penn State
24	Pass	Melton, Bo from Sitkowski, Artur	Texas State
24	Pass	Lewis, Eddie from Rescigno, Giovanni	Buffalo
24	KR	Pacheco, Isaih	Michigan
23	KR	Pacheco, Isaih	Michigan State
23	Rush	Blackshear, Raheem	Kansas
23	Rush	Hilliman, Jonathan	Penn State
22	PR	Young, Avery	Buffalo
22	Rush	Blackshear, Raheem	Buffalo
22	Pass	Vokolek, Travis from Sitkowski, Artur	Illinois
22	KR	Pacheco, Isaih	Illinois
21	Pass	Blackshear, Raheem from Rescigno, Giovanni	Michigan State
21	KR	Blackshear, Raheem	Texas State
21	Rush	Pacheco, Isaih	Michigan
20	Rush	Blackshear, Raheem	Michigan
20	KR	Blackshear, Raheem	Kansas
20	KR	Pacheco, Isaih	Buffalo

* touchdown scored on play

LONGEST PLAYS OF THE YEAR

Rushing	80	Pacheco, Isaih vs. Michigan (Nov 10, 2018)
Punt	79	Korsak, Adam vs. Northwestern (Oct 20, 2018)
Field Goal Return	64	Roberts, Deonte at Kansas (Sep 15, 2018)
Field Goal	52	Davidovicz, Justin vs. Indiana (Sep 29, 2018)
Passing	41	Blackshear, Raheem from Sitkowski, Artur at Wisconsin (Nov 3, 2018)
Kick Return	34	Pacheco, Isaih at Maryland (Oct 13, 2018)
Interception Return	31	Morris, Trevor at Michigan State (Nov 24, 2018)
Punt Return	22	Young, Avery vs. Buffalo (Sep 22, 2018)
Fumble Return	14	Lumor, Elorm vs. Texas State (Sep 01, 2018)





ROBERT L. BARCHI

PRESIDENT OF RUTGERS UNIVERSITY

Robert Barchi is the 20th president of Rutgers, The State University of New Jersey, a comprehensive research institution with 70,000 students.

Appointed in 2012, President Barchi is leading Rutgers at

one of the most exciting moments of its more than 250-year history. He guided the 2013 formation of Rutgers Biomedical and Health Sciences, a major division of the university established through restructuring legislation that brought into Rutgers most units of the former University of Medicine and Dentistry of New Jersey. Five years later, he played a pivotal role in an affiliation agreement that RBHS entered into with RWJBarnabas Health to jointly operate New Jersey's largest and most comprehensive academic health system.

President Barchi has led development and implementation of an ambitious universitywide strategic plan, the first at Rutgers in nearly 20 years, and creation of a corresponding physical master plan. He helped lead Rutgers into the Big Ten Athletic Conference, a group of similarly sized leading research institutions, and the conference's academic consortium, the Big Ten Academic Alliance.

Among other projects, President Barchi launched the Honors College at Rutgers–New Brunswick, implemented a forward-looking plan to ensure the continued strength of the humanities at Rutgers, championed great faculty diversity across the university, undertook an overhaul of Rutgers' administrative systems, and focused efforts on improving the student experience while increasing access and affordability. In-state tuition increases during his tenure have averaged less than 2.5 percent, significantly lower than those prior to his arrival. Since he took office, undergraduate enrollment has increased by more than 10 percent.

Working closely with Rutgers alumni and friends, he successfully completed the university's first billion-dollar capital campaign, and annual giving to the university has more than doubled in his tenure. After helping advocate for passage of a statewide bond referendum for higher education construction, Dr. Barchi has overseen a capital program totaling more than \$2.5 billion in planning, design, and construction of academic and student-services facilities across all Rutgers locations.

In 2016, President Barchi oversaw the 250th anniversary of Rutgers' founding—a year-long celebration that culminated with then-President Barack Obama delivering the commencement address in New Brunswick.

From 2004 to 2012, Dr. Barchi served as president of Thomas Jefferson University in Philadelphia, nationally regarded as a top university dedicated to health sciences education and research. Prior to Jefferson, he was provost and chief academic officer of the University of Pennsylvania, an Ivy League institution founded in 1740. There, he had responsibility for Penn's 12 schools, all academic programs, athletics, students, and faculty.

Dr. Barchi was born in Philadelphia but spent his formative years not far from Rutgers in Westfield, N.J. He received his B.S. and M.S. degrees from Georgetown University, and Ph.D. and M.D. degrees from the University of Pennsylvania. He completed specialty training at the Hospital of the University of Pennsylvania and holds board certification in neurology. Throughout his career, Dr. Barchi has been active as a teacher and as an NIH-funded researcher in the fields of neuroscience and neurology, and he has published extensively in his field. He was elected to the National Academy of Medicine in recognition of his pioneering research on the structure and function of voltage-gated ion channels in nerve and muscle, and on the role these critical molecules can play in human disease. He was also elected to the American Society for Clinical Investigation and the Association of American Physicians and named a fellow of the American Association for the Advancement of Science, the American Neurological Association, and the American Academy of Neurology.



In 1972, Dr. Barchi began his academic career as a faculty member at Penn. Within a decade, he rose to become the David Mahoney Professor of Neurological Sciences. Between 1983 and 1996, he served as director of the Mahoney Institute of Neurological Sciences—an interdisciplinary, universitywide entity that he expanded to become the focus for Penn's growth in neuroscience, encompassing the intellectual activities of more than 120 faculty members. Dr. Barchi founded the Department of Neuroscience at Penn and served as its first chair; he also served as chair of the Department of Neurology. He was named the Fairhill Professor in 2002, a position that he still holds in emeritus status.

The University of Pennsylvania named Dr. Barchi as its provost and chief academic officer in 1999, and he served in this capacity until 2004. As provost, Dr. Barchi had responsibility for the university's 12 schools and their academic programs and budgets and Penn's intercollegiate athletics program, as well as for Penn's students and faculty. During his tenure, he worked with president Judith Rodin to reassert the primacy of the academic mission in the direction of the university. He recruited new leadership to nine of the 12 schools at Penn and established a number of universitywide interdisciplinary educational and research institutes. He also led the university through a comprehensive strategic planning process.

As president of Thomas Jefferson University, Dr. Barchi oversaw a period of tremendous growth. The university established three new schools—including the Jefferson School of Pharmacy, which graduated its first class in May 2012, and the Jefferson School of Population Health, the only school in the nation to offer a master's degree in chronic care management. Overall student enrollment increased by 51 percent and annual degrees awarded rose by 54 percent. Dr. Barchi also expanded the reach of the campus, inaugurating the Partnership in Healthcare Education, an academic affiliation with the University of Delaware that offers dual-degree programs between the two institutions.

Other accomplishments at Jefferson include successful implementation of an ambitious strategic plan that integrated the university's clinical, education, and research missions; a comprehensive facilities master plan that supports those missions; and a major fundraising campaign that provides the resources necessary for success. During Dr. Barchi's tenure, Jefferson established 22 new endowed professorships and 50 endowed scholarships, helping to ensure a healthy and diverse com-


munity of faculty and students. The university surpassed \$300 million in fundraising under his leadership, twice the amount raised during the preceding eight-year period.

During his presidency, Dr. Barchi also oversaw the transformation of Jefferson's urban environment into a vibrant university campus. A coordinated construction program, coupled with improved landscape design and signage, helped provide visitors and the Jefferson community a sense of place and connectedness to the compact urban campus in the heart of the city's historic district.

Dr. Barchi is married to Francis Harper Barchi, a faculty member in the Edward J. Bloustein School of Planning and Public Policy at Rutgers. Before coming to Rutgers, she was a senior fellow in the Center for Bioethics at the University of Pennsylvania, where she was engaged in education and research activities relating to international research ethics. Francis Barchi holds a Ph.D. in social welfare, a master's in bioethics, and a master's in nonprofit leadership from the University of Pennsylvania, as well as a bachelor's degree from Smith College. She is the former executive vice president of the Dana Foundation in New York, a post she assumed following a 20-year span as president of her own company, which provided protocol and strategic communication services for international clients. Francis Barchi's research focuses on the social and behavioral factors that influence women's health in southern Africa. In 2009, she completed the first major quantitative study on women's autonomy and gender-based violence in Botswana, and she is the principal investigator on a study in that country examining the extent to which women's understanding of HPV and cervical cancer influences their decision-making about prevention and treatment. She is currently part of a team responsible for ethics training of health professionals in Botswana, Tanzania, and Guatemala.

As an avocation, President Barchi is an expert in the history and mechanical development of clocks and watches. In addition to collecting and conserving examples of these timepieces from the 17th and 18th centuries, he designs and constructs his own precision clocks in his basement machine shop.

The Barchis, who have four adult children and one dog, spend their leisure time at their home in coastal Maine where they are avid boaters and hikers.





PAT HOBBS

DIRECTOR OF ATHLETICS

A New Jersey native with more than 25 years of leadership experience in higher education and public service, Pat Hobbs enters his fifth year as the Director of Athletics at Rutgers University in 2019-20. Since his appointment on

Nov. 29, 2015, he has fostered a vision for the Scarlet Knights, which was further defined with the release of "The Relentless Pursuit of Excellence." A strategic vision that outlines a plan and quantifying measures towards achieving goals over a five-year time frame, the plan is the first in the history of Rutgers Athletics.

In 2018-19, Rutgers Athletics improved 25 positions in the Learfield Director's Cup Division I standings, posting its best finish in 12 years. Thirteen Scarlet Knights earned All-America status, including wrestlers Anthony Ashnault and Nick Suriano, who claimed the first NCAA individual national titles in program history. Five student-athletes won Big Ten individual titles, as forty Scarlet Knights earned All-Big Ten honors or mediated at Conference Championships.

Numerous programs earned NCAA postseason berths in 2018-19 to ensure RU's rise in the Director's Cup. Women's basketball posted a 22-10 record and earned its 25th NCAA Tournament berth, while women's soccer garnered its seventh straight NCAA bid. Number 11-ranked field hockey qualified for its first NCAA Tournament since 1986, and rowing, nationally-ranked for the first time in program history, placed 11th at NCAA Championships. In addition, softball competed in the National Invitational Softball Championship, its first non-conference postseason tournament since 1996.

In the classroom, a school-record 87 student-athletes of at least sophomore standing were recognized by the Big Ten Conference as 2018-19 Distinguished Scholars. The honorees were among the school-record 276 student-athletes that earned academic all-conference honors overall. Rutgers Athletics had a 990 average APR rate, well above the NCAA average of 983. A school-record nine programs, which ranked second in the Big Ten behind only Northwestern, earned recognition from the NCAA for their multi-year APR scores.

The development of capital projects to support these student-athletes is at the forefront of Hobbs' charge to further the mission of the only Power Five conference program located in the nation's largest media market.

On April 13, 2019, R Fund hosted a ceremonial groundbreaking for the Gary and Barbara Rodkin Academic Success Center. Scheduled to open in December of 2020, the facility will serve all student-athletes and provide a range of resources, including academic advising, learning specialists, one-on-one and group tutoring, as well as housing soccer, lacrosse and administration.

The "Rodkin" follows the RWJBarnabas Health Athletic Performance Center, which began welcoming tenants in the summer of 2019. The Center represents a partnership between Rutgers and RWJBarnabas Health to create a comprehensive sports medicine program to serve Rutgers athletes, students and communities throughout New Jersey. The Center also provides state-of-the-art practice facilities, training areas, locker room and office space for men's and women's basketball, wrestling and gymnastics.

Much of the capital project success can be credited to "R BIG Build," a comprehensive campaign launched on Jan. 20, 2016 to raise \$100 million for new or upgraded facilities. On April 10, 2019, R Fund announced the initiative crested its goal, as head coaches Steve Pikiell and Chris Ash made significant contributions to realize the milestone.



Additional facilities to rise under Hobbs' leadership include The Brown Family Football Locker Room, The Marco Battaglia Football Practice Complex, The Fred Hill Training Complex, The Garutti Strength and Conditioning Center, The Druskin Strength and Conditioning Center and the Abe Suydam Men's Basketball Locker Room.

A restructuring of athletics leadership under Hobbs has enhanced the student-athlete experience, elevated communication, improved resource allocation and enriched customer service. The Office of Leadership Development and Strategic Partnerships (LDSP) completed an organizational redesign and unit rebrand in 2018-19 that redefined its mission and vision and developed a credit based internship program. LDSP created a credit based global abroad program and fostered new relationships with campus entities RU Global, the Graduate School of Education, Rutgers Business School, Student Affairs, and the Office of Experiential Learning.

In the consumer space, Hobbs shepherded the partnership between Rutgers and adidas, providing that the Portland-based company serves as the official athletic footwear, apparel and accessory brand through 2023-24.

Prior to joining Rutgers, Hobbs served as Ombudsman to the Office of the Governor in the Christie administration, serving as a resource for whistleblowers within the Office. He also oversaw ethics training and guidance to the 140 employees in the Office of the Governor.

Hobbs moved south down the New Jersey Turnpike after notable achievements at Seton Hall University. He served as Dean at the Seton Hall School of Law from 1999 to 2015 and oversaw the Department of Athletics from 2009 to 2011. As Interim Director of Athletics, Hobbs assumed supervision of the department and led searches for men's and women's basketball coaches. He also negotiated the contract for the Prudential Center to serve as home site for men's basketball games.

Hobbs joined the Seton Hall Law faculty in 1990 with a specialty in tax law. He became Associate Dean for Finance in 1995 and was named Dean in 1999. In his years as Dean, Hobbs shepherded the Law School through a series of groundbreaking initiatives that raised Seton Hall Law to unprecedented prominence. The school was the fastest-rising law school in the U.S. News & World Report ranking over the past decade.

The Garden State product also spearheaded the school's largest fundraising initiative, Seton Hall Law Rising, a \$25 million-plus campaign that revitalized alumni support and resulted in a contribution rate of over 70 percent.

Hobbs has been dedicated to fostering greater diversity in the legal profession. In 2008, he formed the Dean's Diversity Council, comprising faculty, students, alumni and administration working in concert to enhance the Law School's inclusive environment. In 2012, Hobbs was honored by the Thurgood Marshall College Fund with its Excellence Award for his work on behalf of diversity within the legal profession and for "exemplifying Justice Thurgood Marshall's commitment to justice, civil rights and education."

Prior to joining Seton Hall Law, Hobbs was a tax attorney with the law firm of Shanley & Fisher in Roseland, N.J. He received his B.A. in accounting, magna cum laude, from Seton Hall University, his J.D. from the University of North Carolina and his LL.M. (in taxation) from New York University.

Hobbs, 59, is the proud father of three children and resides in Basking Ridge, N.J.

ATHLETIC ADMINISTRATION



SARAH BAUMGARTNER
Deputy Director of Athletics



KERRY BRUM
Executive Assistant to
the Athletic Director



MATTHEW COLAGIOVANNI
Senior Associate Athletic
Director for Facilities, Events and
Operations



KATHLEEN HICKEY
Senior Associate Athletic Director/
Senior Woman Administrator



NICOLE KOUPIARIS
Executive Assistant to
the Deputy Director of
Athletics



KEVIN LORINCZ
Senior Associate Athletic Director
for Communications



KRISTINA NAVARRO
Senior Associate Athletic Director/
Leadership Development &
Strategic Partnerships



CARLY NORTHUP
Senior Associate Athletic
Director/Associate Vice
President for Development



PAUL PERRIER
Senior Associate
Athletic Director/Chief
Compliance Officer




RYAN PISARRI
Senior Associate Athletic
Director/Chief of Staff



DR. YVETTE ROOKS
Chief Medical Officer



MICHAEL SZUL
Senior Associate Athletic Direc-
tor for Finance, Administration
and Planning





28-140-0 Terrell Willis at Duke (9/9/1995)
 20-140-2 Antoine Moore vs. Northwestern (9/21/1991)
 24-140-1 Matt Prescott vs. West Virginia (11/8/1986)
 19-140-2 Albert Smith vs. Louisville (10/20/1984)
 25-139-2 Joe Martinek at Army (10/23/2009)
 23-139-0 Curt Edwards at Princeton (9/28/1974)
 37-138-1 Brian Leonard vs. Syracuse (11/29/2003)
 25-137-1 Glen Kehler at Holy Cross (11/18/1978)
 18-137-2 Mark Lassiter vs. Tulane (11/12/1977)
 13-136-1 Jim Monahan at Temple (10/6/1951)
 24-135-1 Terrell Willis at Pittsburgh (11/19/1994)
 22-134-2 Jourdan Brooks at Navy (9/20/2008)
 25-134-1 Henry Henderson at West Virginia (11/14/1987)
 19-132-1 De'Antwan Williams vs. Texas Southern (10/10/2009)
 16-132-1 Brian Leonard at Army (9/13/2003)
 12-132-1 Bob Max at Lafayette (11/9/1957)
 27-131-2 Jawan Jamison vs. Iowa State (12/30/2011)
 22-131-2 Ray Rice vs. #3 Louisville (11/9/2006)
 25-131-0 Glen Kehler at Princeton (9/25/1976)
 21-131-1 Curt Edwards vs. Colgate (11/22/1975)
 23-131-1 Curt Edwards at Hawaii (11/30/1974)
 24-131-2 Curt Edwards vs. Lehigh (10/12/1974)
 27-131-1 "JJ" Jennings vs. Delaware (10/20/1973)
 25-129-2 Ray Rice at #15 West Virginia (12/2/2006)
 32-129-1 Markis Facyson vs. Army (9/14/2002)
 25-128-1 Joe Martinek vs. #23 USF (11/12/2009)
 12-128-1 Brian Leonard at Illinois (9/3/2005)
 23-128-1 Bill Austin at Delaware (11/1/1958)
 21-127-2 Dennis Thomas vs. #11 Notre Dame (11/18/2000)
 20-127-1 Terrell Willis at Syracuse (9/17/1994)
 39-127-0 "JJ" Jennings at Columbia (10/28/1972)
 17-126-2 Albert Ray vs. William & Mary (10/18/1980)
 18-125-0 Glen Kehler vs. Connecticut (10/9/1976)
 28-125-1 Bryant Mitchell vs. Lafayette (9/21/1968)
 17-124-3 Robert Martin at Indiana (10/17/2015)
 17-124-3 Jourdan Brooks vs. Howard (9/12/2009)
 11-124-1 Jourdan Brooks vs. Louisville (12/4/2008)
 29-124-0 "JJ" Jennings at Cornell (10/7/1972)
 26-123-0 Bruce Presley vs. Army (10/8/1994)
 21-123-2 Albert Ray at William & Mary (10/20/1979)
 30-123-1 "JJ" Jennings at Tampa (12/1/1973)
 11-123-1 Steve Simms vs. Lafayette (11/5/1960)
 19-122-1 Jacki Crooks at Miami (11/15/1997)
 21-122-4 Curt Edwards vs. Lafayette (11/8/1975)
 9-121-1 Mohamed Sanu vs. Tulane (10/2/2010)
 23-121-0 Joe Martinek vs. FIU (9/19/2009)
 24-121-0 Brian Leonard at Buffalo (9/17/2005)
 23-121-1 Albert Smith at Syracuse (9/22/1984)
 16-120-1 Jordan Thomas vs. Louisville (11/26/2010)
 30-120-3 Ray Rice at Louisville (11/29/2007)
 18-120-0 Dennis Thomas vs. Army (9/26/1998)
 23-120-2 Albert Smith vs. #19 West Virginia (11/10/1984)
 18-119-3 Paul James vs. Norfolk State (9/7/2013)
 20-119-0 Terrell Willis vs. Cincinnati (10/15/1994)
 24-119-1 Matt Prescott vs. Army (10/25/1986)
 18-118-2 Josh Hicks vs. Norfolk State (9/5/2015)
 33-118-0 Jawan Jamison at Arkansas (9/22/2012)
 26-118-0 Jacki Crooks at #23 Virginia Tech (11/21/1998)
 14-118-1 Henry Henderson at Army (10/24/1987)
 20-118-1 Steve Simms vs. Columbia (11/25/1961)
 10-118-1 Bill Tully at Princeton (9/24/1960)
 26-117-2 "JJ" Jennings vs. Lehigh (9/23/1972)
 16-117-0 Mel Brown vs. Delaware (11/2/1968)
 27-117-2 Bill Austin vs. Lafayette (11/3/1956)
 18-116-3 Paul James at Army (11/21/2015)
 21-116-1 Ray Rice at #16 Connecticut (11/3/2007)
 21-116-0 Tekay Dorsey vs. Colgate (9/15/1990)
 36-116-3 "JJ" Jennings at Lehigh (9/22/1973)
 27-115-1 Justise Hairston at West Virginia (10/18/2003)
 22-115-1 Dennis Thomas vs. West Virginia (11/11/2000)
 23-115-0 Bruce Presley vs. Cincinnati (10/15/1994)
 21-115-1 Albert Ray vs. Cincinnati (9/20/1980)

20-114-1 Josh Hicks vs. Indiana (11/15/2014)
 19-114-0 Jawan Jamison at Temple (10/20/2012)
 15-114-0 Ray Rice vs. Pittsburgh (9/30/2005)
 21-113-2 Josh Hicks vs. Kansas (9/26/2015)
 26-113-2 Paul James vs. USF (12/7/2013)
 19-113-1 Vernon Williams vs. Cincinnati (9/29/1984)
 28-113-3 "JJ" Jennings vs. Lafayette (10/13/1973)
 18-112-1 Jawan Jamison at Tulane (9/1/2012)
 26-112-1 Ray Rice vs. Pittsburgh (11/7/2007)
 18-112-2 Mike Botti at #15 Penn State (9/24/1988)
 15-112-2 Lester Johnson at Yale (10/7/1978)
 15-111-0 Bryant Moore at Richmond (10/30/1982)
 34-111-0 Albert Ray vs. Virginia (9/19/1981)
 22-111-1 Steve Simms vs. Lehigh (10/21/1961)
 28-110-0 Jawan Jamison vs. Connecticut (10/6/2012)
 10-110-0 Jawan Jamison vs. Howard (9/8/2012)
 23-110-0 Jacki Crooks vs. West Virginia (11/14/1998)
 23-110-0 Tekay Dorsey vs. Kentucky (9/8/1990)
 21-110-3 "JJ" Jennings vs. Colgate (11/20/1971)
 21-109-0 Gus Edwards vs. Maryland (11/4/2017)
 20-109-1 Joe Martinek vs. Norfolk State (9/2/2010)
 24-109-0 Jacki Crooks at #12 Texas (9/6/1997)
 23-108-1 Ray Rice vs. Illinois (9/9/2006)
 20-108-0 Ray Rice vs. Arizona State (12/27/2005)
 27-108-0 Jacki Crooks at California (9/4/1999)
 19-108-0 Jacki Crooks vs. Virginia Tech (8/30/1997)
 16-108-0 Craig Mitter vs. Pittsburgh (9/17/1992)
 16-108-2 Ted Blackwell vs. Holy Cross (9/8/1979)
 26-108-0 Bryant Mitchell at Princeton (9/28/1968)
 16-108-1 Bryant Mitchell vs. Colgate (11/19/1966)
 22-107-1 Isaih Pacheco at Maryland (10/13/2018)
 23-107-1 Ray Rice vs. Syracuse (11/25/2006)
 21-106-0 Robert Martin vs. Iowa (9/24/2016)
 19-106-2 Brian Leonard vs. Syracuse (11/25/2006)
 26-106-1 Jason Nugent at Boston College (11/30/2002)
 15-106-0 Craig Mitter vs. Army (10/5/1991)
 5-105-2 Janarion Grant vs. Howard (9/10/2016)
 23-105-3 Ray Rice vs. Howard (9/23/2006)
 30-105-1 Marcus Jones at West Virginia (11/3/2001)
 20-105-1 Bruce Presley at Tulane (11/11/1995)
 27-105-0 Bruce Presley vs. West Virginia (11/14/1992)
 15-105-3 Sam Mudie vs. Lehigh (10/21/1961)
 17-105-1 Steve Simms at Columbia (11/19/1960)
 26-104-1 Justin Goodwin at Navy (9/20/2014)
 31-104-0 Clarence Pittman at #11 Tennessee (9/28/2002)
 15-104-0 Mike Fisher at Lafayette (11/9/1974)
 24-104-0 "JJ" Jennings at Holy Cross (9/16/1972)
 17-103-2 Bruce Presley vs. Temple (10/2/1993)
 13-103-1 Bruce Presley vs. Army (10/17/1992)
 17-103-1 Albert Smith vs. Colgate (10/15/1983)
 22-102-1 Raheem Blackshear vs. #16 Penn State (10/17/2018)
 19-102-0 Raheem Blackshear at Kansas (9/15/2018)
 14-102-2 Raheem Blackshear vs. Morgan State (9/16/2017)
 17-102-0 Robert Martin vs. Kansas (9/26/2015)
 22-102-0 Jacki Crooks at West Virginia (10/16/1999)
 22-102-2 Craig Mitter at Temple (11/21/1992)
 25-102-1 "JJ" Jennings vs. Boston Univ. (11/11/1972)
 18-102-4 Bill Austin vs. Richmond (10/26/1957)
 22-101-1 Jawan Jamison vs. Navy (10/15/2011)
 26-101-2 Bill Austin at Colgate (10/4/1958)
 35-101-2 Bill Austin at Colgate (10/12/1957)
 19-100-2 Robert Martin vs. North Carolina (12/26/2014)
 18-100-1 Bruce Presley at #11 West Virginia (11/6/1993)
 12-100-1 Henry Henderson vs. Boston College (10/17/1987)
 22-100-1 David Dorn vs. Temple (10/6/1979)
 23-100-0 Glen Kehler at Massachusetts (11/4/1978)
 22-100-2 Lester Johnson at Bucknell (9/23/1978)
 13-100-0 Bill Bolash vs. Boston Univ. (11/16/1974)
 28-100-2 "JJ" Jennings at Connecticut (11/3/1973)
 29-100-1 "JJ" Jennings vs. Columbia (10/27/1973)

100-YARD RUSHING GAMES BY PLAYER (SINCE 1951)

Ray Rice (25)
 280 vs. Ball State (1/5/2008)
 243 at Army (11/9/2007)
 225 at Pittsburgh (10/21/2006)
 217 at Connecticut (10/22/2005)
 202 at USF (9/29/2006)
 201 at North Carolina (9/2/2006)
 196 at Syracuse (10/13/2007)
 195 vs. Cincinnati (11/26/2005)
 190 vs. Ohio (9/16/2006)
 184 vs. Buffalo (8/30/2007)
 181 vs. #2 USF (10/18/2007)
 175 vs. Navy (9/7/2007)
 170 vs. Kansas State (12/28/2006)
 158 vs. USF (11/5/2005)
 142 vs. #6 West Virginia (10/27/2007)
 131 vs. #3 Louisville (11/9/2006)
 129 at #15 West Virginia (12/2/2006)
 120 at Louisville (11/29/2007)
 116 at #16 Connecticut (11/3/2007)
 114 vs. Pittsburgh (9/30/2005)
 112 vs. Pittsburgh (11/17/2007)
 108 vs. Illinois (9/9/2006)
 108 vs. Arizona State (12/27/2005)
 107 vs. Syracuse (11/25/2006)
 105 vs. Howard (9/23/2006)

"JJ" Jennings (19)
 230 vs. Massachusetts (10/6/1973)
 214 vs. Colgate (11/25/1972)
 193 at Princeton (9/29/1973)
 173 vs. Connecticut (11/4/1972)
 171 vs. Morgan State (11/27/1971)
 153 at Lafayette (10/14/1972)
 144 at Holy Cross (11/17/1973)
 131 vs. Delaware (10/20/1973)
 127 at Columbia (10/28/1972)
 124 at Cornell (10/7/1972)
 123 at Tampa (12/1/1973)
 117 vs. Lehigh (9/23/1972)
 116 at Lehigh (9/22/1973)
 113 vs. Lafayette (10/13/1973)
 110 vs. Colgate (11/20/1971)
 104 at Holy Cross (9/16/1972)
 102 vs. Boston Univ. (11/11/1972)
 100 at Connecticut (11/3/1973)
 100 vs. Columbia (10/27/1973)

Bryant Mitchell (12)
 162 at Princeton (9/30/1967)
 160 vs. Delaware (11/2/1968)
 157 vs. Connecticut (11/9/1968)
 153 at Columbia (10/26/1968)
 152 vs. Holy Cross (11/16/1968)
 149 at Lehigh (10/8/1966)
 146 vs. Colgate (11/23/1968)
 143 at Cornell (10/5/1968)
 142 vs. Holy Cross (11/18/1967)
 125 vs. Lafayette (9/21/1968)
 108 vs. Colgate (11/19/1966)
 108 at Princeton (9/28/1968)

Curt Edwards (10)
 205 vs. William & Mary (10/18/1975)
 151 at Boston Univ. (11/15/1975)
 149 vs. Syracuse (11/29/1975)
 147 vs. Air Force (10/26/1974)
 145 at Connecticut (11/1/1975)
 139 at Princeton (9/28/1974)
 131 vs. Colgate (11/22/1975)
 131 at Hawaii (11/30/1974)

131 vs. Lehigh (10/12/1974)
 122 vs. Lafayette (11/8/1975)

Bruce Presley (10)
 151 vs. Boston College (11/24/1995)
 149 vs. Duke (9/11/1993)
 144 at Cincinnati (11/7/1992)
 123 vs. Army (10/8/1994)
 115 vs. Cincinnati (10/15/1994)
 105 vs. West Virginia (11/14/1992)
 105 at Tulane (11/11/1995)
 103 vs. Army (10/17/1992)
 103 vs. Temple (10/2/1993)
 100 at #11 West Virginia (11/6/1993)

Terrell Willis (10)
 232 vs. Temple (11/5/1994)
 221 at Army (10/16/1993)
 207 vs. Navy (9/16/1995)
 191 vs. Temple (10/2/1993)
 158 at #11 West Virginia (11/6/1993)
 155 at Virginia Tech (10/23/1993)
 140 at Duke (9/9/1995)
 135 at Pittsburgh (11/19/1994)
 127 at Syracuse (9/17/1994)
 119 vs. Cincinnati (10/15/1994)

Bill Austin (9)
 189 vs. Bucknell (10/18/1958)
 176 vs. Connecticut (10/5/1957)
 142 at Lafayette (11/9/1957)
 141 vs. Delaware (11/2/1957)
 128 at Delaware (11/1/1958)
 117 vs. Lafayette (11/3/1956)
 102 vs. Richmond (10/26/1957)
 101 at Colgate (10/4/1958)
 101 at Colgate (10/12/1957)

Jacki Crooks (9)
 189 at Navy (11/7/1998)
 159 vs. Temple (10/31/1998)
 122 at Miami (11/15/1997)
 118 at #23 Virginia Tech (11/21/1998)
 110 vs. West Virginia (11/14/1998)
 109 at #12 Texas (9/6/1997)
 108 at California (9/4/1999)
 108 vs. Virginia Tech (8/30/1997)
 102 at West Virginia (10/16/1999)

Jawan Jamison (9)
 200 vs. Cincinnati (11/19/2011)
 151 at USF (9/13/2012)
 131 vs. Iowa State (12/30/2011)
 118 at Arkansas (9/22/2012)
 114 at Temple (10/20/2012)
 112 at Tulane (9/1/2012)
 110 vs. Connecticut (10/6/2012)
 110 vs. Howard (9/8/2012)
 101 vs. Navy (10/15/2011)

Brian Leonard (7)
 184 at Connecticut (11/8/2003)
 150 vs. Michigan State (9/4/2004)
 138 vs. Syracuse (11/29/2003)
 132 at Army (9/13/2003)
 128 at Illinois (9/3/2005)
 121 at Buffalo (9/17/2005)
 106 vs. Syracuse (11/25/2006)



Paul James (6)
 192 vs. Eastern Michigan (9/14/2013)
 182 at Fresno State (8/29/2013)
 173 at Washington State (8/28/2014)
 119 vs. Norfolk State (9/7/2013)
 117 at Army (11/21/2015)
 113 vs. USF (12/7/2013)

Glen Kehler (5)
 159 at Cornell (10/1/1977)
 137 at Holy Cross (11/18/1978)
 131 at Princeton (9/25/1976)
 125 vs. Connecticut (10/9/1976)
 100 at Massachusetts (11/4/1978)

Robert Martin (5)
 169 vs. New Mexico (9/17/2016)
 124 at Indiana (10/17/2015)
 106 vs. Iowa (9/24/2016)
 102 vs. Kansas (9/26/2015)
 100 vs. North Carolina (12/26/2014)

Joe Martinek (5)
 147 at Maryland (9/26/2009)
 139 at Army (10/23/2009)
 128 vs. #23 USF (11/12/2009)
 121 vs. FIU (9/19/2009)
 109 vs. Norfolk State (9/2/2010)

Craig Mitter (5)
 159 vs. Army (10/17/1992)
 148 vs. Virginia Tech (10/31/1992)
 108 vs. Pittsburgh (9/17/1992)
 106 vs. Army (10/5/1991)
 102 at Temple (11/21/1992)

Albert Ray (5)
 183 at Louisville (11/25/1979)
 126 vs. William & Mary (10/18/1980)
 123 at William & Mary (10/20/1979)
 115 vs. Cincinnati (9/20/1980)
 111 vs. Virginia (9/19/1981)

Albert Smith (5)
 151 vs. Cincinnati (9/29/1984)
 140 vs. Louisville (10/20/1984)
 121 at Syracuse (9/22/1984)
 120 vs. #19 West Virginia (11/10/1984)
 103 vs. Colgate (10/15/1983)

Henry Henderson (4)
 199 at Cincinnati (9/5/1987)
 134 at West Virginia (11/14/1987)
 118 at Army (10/24/1987)
 100 vs. Boston College (10/17/1987)

Josh Hicks (4)
 202 vs. North Carolina (12/26/2014)
 118 vs. Norfolk State (9/5/2015)
 114 vs. Indiana (11/15/2014)
 113 vs. Kansas (9/26/2015)

Steve Simms (4)
 123 vs. Lafayette (11/5/1960)
 118 vs. Columbia (11/25/1961)
 111 vs. Lehigh (10/21/1961)
 105 at Columbia (11/19/1960)

Dennis Thomas (4)
 177 at Buffalo (8/30/2001)
 127 vs. #11 Notre Dame (11/18/2000)
 120 vs. Army (9/26/1998)
 115 vs. West Virginia (11/11/2000)

Raheem Blackshear (3)
 102 vs. #16 Penn State (10/17/2018)
 102 at Kansas (9/15/2018)
 102 vs. Morgan State (9/16/2017)

Jourdan Brooks (3)
 134 at Navy (9/20/2008)
 124 vs. Howard (9/12/2009)
 124 vs. Louisville (12/4/2008)

Justin Goodwin (3)
 161 vs. Houston (10/26/2013)
 149 at SMU (10/5/2013)
 104 at Navy (9/20/2014)

Matt Prescott (3)
 186 at Temple (10/12/1985)
 140 vs. West Virginia (11/8/1986)
 119 vs. Army (10/25/1986)

Ted Blackwell (2)
 141 at Holy Cross (11/18/1978)
 108 vs. Holy Cross (9/8/1979)

Mike Botti (2)
 148 at Boston College (10/15/1988)
 112 at #15 Penn State (9/24/1988)

Tekay Dorsey (2)
 116 vs. Colgate (9/15/1990)
 110 vs. Kentucky (9/8/1990)

Mike Fisher (2)
 149 vs. Colgate (11/23/1974)
 104 at Lafayette (11/9/1974)

Justise Hairston (2)
 161 vs. Navy (9/27/2003)
 115 at West Virginia (10/18/2003)

Lester Johnson (2)
 112 at Yale (10/7/1978)
 100 at Bucknell (9/23/1978)

Mark Lassiter (2)
 142 vs. Boston Univ. (11/19/1977)
 137 vs. Tulane (11/12/1977)

Isaih Pacheco (2)
 142 vs. #4 Michigan (10/10/2018)
 107 at Maryland (10/13/2018)

Mohamed Sanu (2)
 148 at Louisville (11/27/2009)
 121 vs. Tulane (10/2/2010)

Ravon Anderson (1)
 163 vs. Syracuse (10/6/2001)

Bill Bolash (1)
 100 vs. Boston Univ. (11/16/1974)

Chad Bosch (1)
 161 vs. Temple (10/26/1996)

Mel Brown (1)
 117 vs. Delaware (11/2/1968)

Jeremy Deering (1)
 166 vs. Syracuse (11/13/2010)

David Dorn (1)
 100 vs. Temple (10/6/1979)

Gus Edwards (1)
 109 vs. Maryland (11/4/2017)

Markis Facyson (1)
 129 vs. Army (9/14/2002)

Janarion Grant (1)
 105 vs. Howard (9/10/2016)

Savon Huggins (1)
 179 at Cincinnati (11/17/2012)

Marcus Jones (1)
 103 at West Virginia (11/3/2001)

Bob Max (1)
 132 at Lafayette (11/9/1957)

Jim Monahan (1)
 136 at Temple (10/6/1951)

Antoine Moore (1)
 140 vs. Northwestern (9/21/1991)

Bryant Moore (1)
 111 at Richmond (10/30/1982)

Sam Mudie (1)
 105 vs. Lehigh (10/21/1961)

Jason Nugent (1)
 106 at Boston College (11/30/2002)

Clarence Pittman (1)
 104 at #11 Tennessee (9/28/2002)

Jordan Thomas (1)
 120 vs. Louisville (11/26/2010)

Bill Tully (1)
 118 at Princeton (9/24/1960)

De'Antwan Williams (1)
 132 vs. Texas Southern (10/10/2009)

Vernon Williams (1)
 113 vs. Cincinnati (9/29/1984)

Kordell Young (1)
 143 vs. Syracuse (11/8/2008)

100-YARD RUSHING GAMES VS. OPPONENT (SINCE 1951)

- Army (13)
 West Virginia (13)
- Cincinnati (10)
 Colgate (10)
 Connecticut (10)
 Syracuse (10)
 Temple (10)
- Lafayette (9)
- Holy Cross (7)
 Louisville (7)
 Navy (7)

12. Lehigh (6)
 Princeton (6)
 USF (6)


15. Columbia (5)
 Delaware (5)
 Pittsburgh (5)

18. Boston College (4)
 Boston Univ. (4)
 Howard (4)
 Tulane (4)
 Virginia Tech (4)

23. Buffalo (3)
 Cornell (3)
 Kansas (3)
 Maryland (3)
 Norfolk State (3)
 William & Mary (3)

29. Bucknell (2)
 Duke (2)
 Illinois (2)
 Indiana (2)
 Massachusetts (2)
 Morgan State (2)
 North Carolina (2)
 Penn State (2)
 Richmond (2)

38. Air Force (1)
 Arizona State (1)
 Arkansas (1)
 Ball State (1)
 California (1)
 Eastern Michigan (1)
 FIU (1)
 Fresno State (1)
 Hawaii (1)
 Houston (1)
 Kansas State (1)
 Kentucky (1)
 Iowa (1)
 Iowa State (1)
 Miami (1)
 Michigan (1)
 Michigan State (1)
 New Mexico (1)
 North Carolina (1)
 Northwestern (1)
 Notre Dame (1)
 Ohio (1)
 SMU (1)
 Tampa (1)
 Tennessee (1)
 Texas (1)
 Texas Southern (1)
 Virginia (1)
 Washington State (1)
 Yale (1)



ALBERT SMITH



Mark Harrison (4)
 240 at Cincinnati (11/20/2010)
 131 vs. Louisville (11/29/2012)
 112 vs. Connecticut (10/8/2010)
 106 at Cincinnati (11/17/2012)

Mark Twitty (4)
 192 vs. Colgate (11/23/1974)
 135 vs. Massachusetts (10/30/1976)
 110 vs. Colgate (11/22/1975)
 103 vs. Bucknell (9/20/1975)

Andrew Baker (3)
 210 vs. Penn State (10/1/1983)
 141 at #11 Boston College (10/27/1984)
 141 vs. Temple (11/19/1983)

Jim Benedict (3)
 138 vs. Princeton (9/27/1969)
 125 vs. Lehigh (10/11/1969)
 124 vs. Columbia (10/25/1969)

Brandon Coleman (3)
 223 at Connecticut (11/26/2011)
 104 vs. Syracuse (10/13/2012)
 100 vs. Louisville (11/29/2012)

Reggie Funderburk (3)
 172 at #16 Virginia Tech (11/12/1994)
 159 at Syracuse (9/17/1994)
 104 at Pittsburgh (11/19/1994)

Jim Guarantano (3)
 155 at Pittsburgh (10/13/1990)
 113 at Duke (9/14/1991)
 110 at Temple (11/16/1991)

Walter King (3)
 115 at West Virginia (10/16/1999)
 112 vs. Boston College (9/20/1997)
 104 vs. Villanova (9/2/2000)

Alan Andrews (2)
 127 at Kentucky (10/6/1984)
 108 at Temple (11/21/1987)

George Carter (2)
 144 at Temple (11/5/1977)
 107 at Connecticut (10/8/1977)

Steve Harper (2)
 105 at West Virginia (11/4/1995)
 102 at #18 Virginia Tech (9/21/1996)

Walt Hynoski (2)
 104 vs. Columbia (10/23/1976)
 104 at William & Mary (10/29/1977)

Randy Jackson (2)
 173 at Northwestern (9/23/1989)
 141 vs. Ball State (9/9/1989)

Aaron Martin (2)
 180 vs. Navy (10/20/2001)
 131 at Buffalo (8/30/2001)

Brett Mersola (2)
 113 vs. Cincinnati (10/1/1988)
 105 vs. Temple (10/29/1988)

Shawn Tucker (2)
 186 vs. Pittsburgh (10/18/2003)
 118 at Michigan State (9/6/2003)

Eric Young (2)
 171 vs. Vanderbilt (9/17/1988)
 124 at #15 Michigan State (9/10/1988)

Chris Baker (1)
 101 at Syracuse (10/2/2004)

Raheem Blackshear (1)
 162 at Wisconsin (11/3/2018)

Bruce Campbell (1)
 102 vs. Cincinnati (9/20/1986)

Jim Cann (1)
 113 at Temple (11/18/1989)

Bob Carney (1)
 107 vs. Cornell (10/2/1971)

Brian Cobb (1)
 147 vs. Cincinnati (9/20/1986)

Lee Curley (1)
 141 at Princeton (9/30/1961)

Jeremy Deering (1)
 102 vs. Connecticut (10/8/2010)

David Dorn (1)
 100 vs. Colgate (11/25/1978)

Jack Emmer (1)
 237 at Holy Cross (11/16/1966)

Janarion Grant (1)
 101 at Maryland (11/29/2014)

Jawuan Harris (1)
 118 vs. Indiana (11/5/2016)

Andy Holland (1)
 137 vs. Pittsburgh (10/25/1997)

Paul James (1)
 100 vs. Howard (9/6/2014)

Errol Johnson (1)
 178 at Navy (10/21/2000)

Tyler Kroft (1)
 133 vs. Arkansas (9/21/2013)

Gary Melton (1)
 155 vs. Temple (11/16/1991)

Tim Odell (1)
 107 at Virginia (11/8/1980)

Andre Patton (1)
 101 at Maryland (11/29/2014)

Boris Pendergrass (1)
 125 vs. Louisville (10/20/1984)

Quron Pratt (1)
 132 at Connecticut (11/30/2013)

Russ Sandbloom (1)
 168 vs. NYU (10/21/1950)

Tom Sweeney (1)
 113 at Air Force (11/10/1973)

Tim Wright (1)
 125 at USF (9/13/2012)

100-YARD RECEIVERS VS. OPPONENT

1. Connecticut (11)
2. Pittsburgh (10)
3. Cincinnati (8)
- Temple (8)
5. Louisville (7)
- Navy (7)
- Syracuse (7)
8. USF (6)
9. Maryland (5)
- Virginia Tech (5)
- West Virginia (5)
12. Army (4)
- Boston College (4)
14. Colgate (3)
- Indiana (3)
- Michigan State (3)
- Norfolk State (3)
- Tulane (3)
19. Ball State (2)
- Buffalo (2)
- Columbia (2)
- Howard (2)
- Kansas State (2)
- Miami (2)
- North Carolina (2)
- Penn State (2)
- Princeton (2)
- Vanderbilt (2)
- Villanova (2)
30. Air Force (1)
- Arkansas (1)
- Bucknell (1)
- Cornell (1)
- Duke (1)
- FIU (1)
- Fresno State (1)
- Holy Cross (1)
- Kent State (1)
- Kentucky (1)
- Lehigh (1)
- Maine (1)
- Massachusetts (1)
- Nebraska (1)
- Northwestern (1)
- NC State (1)
- NYU (1)
- Ohio (1)
- Ohio State (1)
- Virginia (1)
- Washington State (1)
- William & Mary (1)
- Wisconsin (1)

1,500-YARD RECEIVERS

1. Kenny Britt (2006-08)

Year	Rec.	Yards	Avg.	TD
2006	29	440	15.2	2
2007	62	1,232	19.9	8
2008	87	1,371	15.8	7
Total	178	3,043	17.1	17

2. Tres Moses (2001-05)

Year	Rec.	Yards	Avg.	TD
2001	13	159	12.2	1
2002	1	13	13.0	0
2003	52	536	10.3	5
2004	81	1,056	13.0	5
2005	45	758	16.8	5
Total	192	2,522	13.1	16

3. Leonte Carroo (2012-15)

Year	Rec.	Yards	Avg.	TD
2012	0	0	0.0	0
2013	28	478	17.1	9
2014	55	1,086	19.7	10
2015	39	809	20.7	10
Total	122	2,373	19.5	29

4. Andrew Baker (1981-84)

Year	Rec.	Yards	Avg.	TD
1981	18	356	19.8	3
1982	30	472	15.7	2
1983	37	857	23.2	3
1984	42	583	13.9	3
Total	127	2,268	17.9	11

5. Mohamed Sanu (2009-11)

Year	Rec.	Yards	Avg.	TD
2009	51	639	12.5	3
2010	44	418	9.5	2
2011	115	1,206	10.5	7
Total	210	2,263	10.8	12

6. Tim Brown (2006-09)

Year	Rec.	Yards	Avg.	TD
2006	8	202	25.2	3
2007	24	340	14.2	2
2008	27	565	20.9	6
2009	55	1,150	20.9	9
Total	114	2,257	19.8	20

7. Marco Battaglia (1992-94)

Year	Rec.	Yards	Avg.	TD
1992	17	219	12.9	1
1993	27	329	12.2	1
1994	58	779	13.4	4
1995	69	894	13.0	10
Total	171	2,221	13.0	16

8. Jim Guarantano (1989-92)

Year	Rec.	Yards	Avg.	TD
1989	14	184	13.1	1
1990	26	386	14.9	2
1991	62	740	11.9	2
1992	56	755	13.5	6
Total	158	2,065	13.1	11

9. Clark Harris (2003-06)

Year	Rec.	Yards	Avg.	TD
2003	18	213	11.8	0
2004	53	725	13.7	5
2005	38	584	15.4	4
2006	34	493	14.5	2
Total	143	2,015	14.1	11

10. Tiquan Underwood (2005-08)

Year	Rec.	Yards	Avg.	TD
2005	4	47	11.8	0
2006	23	290	12.6	4
2007	65	1,100	16.9	7
2008	40	494	12.4	5
Total	132	1,931	14.6	16

11. Chris Brantley (1990-93)

Year	Rec.	Yards	Avg.	TD
1990	18	366	20.3	2
1991	30	400	13.3	2
1992	40	559	14.0	6
1993	56	589	10.5	7
Total	144	1,914	13.3	17



311	14-20-3	Tom Tarver vs. Temple (11/16/1991)
310	20-29-2	Mike Teel at Syracuse (10/13/2007)
310	25-44-2	Mike Teel vs. Maryland (9/29/2007)
308	13-28-2	Scott Erney at Northwestern (9/23/1989)
307	30-50-2	Ryan Hart vs. New Hampshire (9/11/2004)
304	18-33-2	Mike McMahon at Navy (10/21/2000)
303	16-25-3	Mike Teel vs. Ball State (1/5/2008)
302	29-43-0	Ryan Hart at #24 Boston College (11/6/2004)
300	28-47-2	Ray Lucas at Temple (11/18/1995)

300-YARD PASSING GAMES BY PLAYER (SINCE 1973)

Mike Teel (10)

447 vs. Louisville (12/4/2008)
361 at #17 Pittsburgh (10/25/2008)
359 vs. Army (11/22/2008)
343 at #16 Connecticut (11/3/2007)
334 vs. #20 Cincinnati (10/6/2007)
328 vs. Buffalo (8/30/2007)
319 vs. NC State (12/29/2008)
310 at Syracuse (10/13/2007)
310 vs. Maryland (9/29/2007)
303 vs. Ball State (1/5/2008)

Ryan Hart (10)

384 vs. Pittsburgh (10/18/2003)
374 vs. Arizona State (12/27/2005)
351 vs. Pittsburgh (10/23/2004)
344 at Vanderbilt (10/9/2004)
342 at Illinois (9/3/2005)
324 vs. #15 West Virginia (10/30/2004)
316 at Temple (10/25/2004)
311 at Syracuse (10/2/2004)
307 vs. New Hampshire (9/11/2004)
302 at #24 Boston College (11/6/2004)

Gary Nova (7)

404 vs. Michigan (10/4/2014)
397 at Arkansas (9/22/2012)
371 vs. Temple (11/2/2013)
348 at Fresno State (8/29/2013)
347 at Maryland (11/29/2014)
346 vs. Arkansas (9/21/2013)
313 vs. Kent State (10/27/2012)

Scott Erney (4)

436 vs. Vanderbilt (9/17/1988)
346 at #14 Penn State (10/10/1987)
326 at Temple (11/18/1989)
308 at Northwestern (9/23/1989)

Ray Lucas (3)

374 at #16 Virginia Tech (11/12/1994)
327 vs. Boston College (11/24/1995)
300 at Temple (11/18/1995)

Mike McMahon (3)

386 at Army (10/18/1997)
324 vs. Villanova (9/2/2000)
304 at Navy (10/21/2000)

Chas Dodd (2)

335 at Cincinnati (11/20/2010)
322 vs. Connecticut (10/8/2010)

Eric Hochberg (2)

367 vs. Penn State (10/1/1983)
358 vs. Louisville (10/20/1984)

Chris Laviano (2)

386 at Indiana (10/17/2015)
344 vs. Maryland (11/28/2015)

Ryan Cubit (1)

327 vs. Navy (10/20/2001)

Bryan Fortay (1)

338 vs. Virginia Tech (10/31/1992)

Joe Gagliardi (1)

313 vs. Cincinnati (9/20/1986)

Tom Tarver (1)

311 vs. Temple (11/16/1991)

300-YARD PASSING GAMES VS. OPPONENT (SINCE 1973)

- Temple (5)
- Cincinnati (3)
Maryland (3)
Pittsburgh (3)
- Army (2)
Arkansas (2)
Boston College (2)
Connecticut (2)
Louisville (2)
Navy (2)
Penn State (2)
Syracuse (2)
Vanderbilt (2)
Virginia Tech (2)
- Arizona State (1)
Ball State (1)
Buffalo (1)
Fresno State (1)
Kent State (1)
Indiana (1)
Michigan (1)
New Hampshire (1)
North Carolina State (1)
Northwestern (1)
Villanova (1)
West Virginia (1)

3,000-YARD PASSERS

1. Mike Teel (2005-08)

Year	G/GS	Cmp	Att	Pct.	Yards	TD	INT
2005	9/3	51	101	50.5	683	2	10
2006	13/13	164	296	55.4	2,135	12	13
2007	13/13	203	349	58.2	3,147	20	13
2008	13/13	243	396	61.4	3,417	25	13
Total	48/42	661	1,142	57.9	9,383	59	49

2. Gary Nova (2011-14)

Year	G/GS	Cmp	Att	Pct.	Yards	TD	INT
2011	10/5	116	227	51.1	1,553	11	9
2012	13/13	221	388	57.0	2,695	22	16
2013	10/10	165	303	54.5	2,159	18	14
2014	13/13	187	327	57.2	2,851	22	12
Total	46/41	689	1,245	55.3	9,258	73	51

3. Ryan Hart (2002-05)

Year	G/GS	Cmp	Att	Pct.	Yards	TD	INT
2002	5/4	51	111	45.9	479	2	6
2003	12/10	234	398	58.8	2,714	15	19
2004	11/11	295	453	65.1	3,154	17	19
2005	10/9	155	255	60.8	2,135	18	8
Total	38/34	735	1,217	60.4	8,482	52	52

4. Scott Erney (1986-89)

Year	G/GS	Cmp	Att	Pct.	Yards	TD	INT
1986	8/6	96	190	50.5	1,160	6	11
1987	9/9	122	225	54.2	1,369	7	6
1988	11/11	188	339	55.5	2,123	13	15
1989	11/11	208	374	55.6	2,536	15	17
Total	39/37	614	1,128	54.4	7,188	41	49

5. Mike McMahon (1997-00)

Year	G/GS	Cmp	Att	Pct.	Yards	TD	INT
1997	9/5	104	212	49.1	1,259	6	12
1998	11/11	143	276	51.8	2,203	12	16
1999	5/5	66	146	45.2	989	5	7
2000	10/10	169	340	49.7	2,157	18	17
Total	35/31	482	974	49.4	6,608	41	52

6. Ray Lucas (1992-95)

Year	G/GS	Cmp	Att	Pct.	Yards	TD	INT
1992	10/4	61	105	58.1	836	4	3
1993	11/8	109	188	57.9	1,011	7	6
1994	10/10	156	268	58.2	1,869	16	10
1995	11/11	188	347	54.1	2,180	16	11
Total	42/33	514	908	56.6	5,896	43	30

7. Chas Dodd (2010-13)

Year	G/GS	Cmp	Att	Pct.	Yards	TD	INT
2010	11/7	123	223	55.2	1,637	11	7
2011	9/8	139	245	56.7	1,574	10	7
2012	3/0	1	1	100.0	0	0	0
2013	8/3	73	133	54.9	868	3	6
Total	31/18	336	602	55.8	4,079	24	20

8. Eric Hochberg (1982-85)

Year	G/GS	Cmp	Att	Pct.	Yards	TD	INT
1982	5/1	35	65	53.8	354	1	2
1983	4/2	61	100	61.0	814	4	5
1984	10/10	162	305	53.1	1,905	9	7
1985	9/7	79	169	46.7	752	4	7
Total	28/20	337	639	52.7	3,825	18	21

9. Bert Kosup (1974, 76-77)


Year	G/GS	Cmp	Att	Pct.	Yards	TD	INT
1974	11/11	63	150	42.0	1,070	9	15
1976	11/11	69	141	48.9	1,098	6	6
1977	11/9	82	157	52.2	1,445	10	6
Total	33/31	214	448	47.7	3,613	25	27

10. Tom Tarver (1989-91)

Year	G/GS	Cmp	Att	Pct.	Yards	TD	INT
1989	3/0	8	11	72.7	157	1	1
1990	9/9	107	188	56.9	1,348	8	9
1991	11/11	164	307	53.4	1,969	10	14
Total	23/20	279	506	55.1	3,474	19	24

11. Ed McMichael (1978-80)

Year	G/GS	Cmp	Att	Pct.	Yards	TD	INT
1978	NA/NA	22	34	64.7	294	3	2
1979	11/11	124	211	58.8	1,529	7	7
1980	11/11	146	229	63.8	1,761	10	11
Total	NA/NA	292	474	61.6	3,584	20	20



ERIC HOCHBERG



JANARION GRANT

SPECIAL TEAMS RECORDS

CAREER SPECIAL TEAMS LEADERS

Field Goals

1. Jeremy Ito (2004-07)	80
2. San San Te (2008-11)	64
3. Kyle Federico (2012-15)	46
____ Kennan Startzell (1976-79)	46
5. Alex Falcinelli (1980-82)	38
6. Tom Angstadt (1983-85)	36
7. Carmen Sclafani (1987-88)	29
8. John Benestad (1990-93)	28
9. Doug Giesler (1986-89)	27
10. Ryan Sands (2001-2004)	23

Field Goal Percentage (Minimum: 29 attempts)

1. Alex Falcinelli (1980-82)	38-49 (77.6)
2. Doug Giesler (1986-89)	27-35 (77.1)
3. Jeremy Ito (2004-07)	80-111 (72.1)
4. Kyle Federico (2012-15)	46-66 (69.7)
5. Carmen Sclafani (1987-88)	29-42 (69.0)
6. San San Te (2008-11)	64-96 (66.7)
7. Tom Angstadt (1983-85)	36-59 (61.1)
8. Ryan Sands (2001-04)	23-39 (59.0)
____ Kennan Startzell (1976-79)	46-78 (59.0)
10. John Pesce (1970-72)	16-29 (55.2)

Punts

1. Jared Slovan (1994-97)	252
2. Mike Barr (1998-02)	251
3. Gary Liska (1981-84)	238
4. Matt O'Connell (1985-87)	237
5. Joe Radigan (2003-06)	228
6. Deron Cherry (1977-80)	188
7. Teddy Dellaganna (2008-10)	177
8. Justin Doerner (2011-12)	145
9. David Dunne (1990-92)	142
10. Mike Yancheff (1968-70)	131

Punt Yardage

1. Mike Barr (1998-02)	10,096
2. Jared Slovan (1994-97)	9,756
3. Matt O'Connell (1985-88)	9,469
4. Joe Radigan (2003-06)	9,185
5. Gary Liska (1981-84)	8,807
6. Deron Cherry (1977-80)	7,413
7. Teddy Dellaganna (2008-10)	7,402
8. Justin Doerner (2011-12)	5,594
9. David Dunne (1990-92)	5,398
10. Mike Yancheff (1968-70)	4,711

Punt Average (Minimum: 40 punts)

1. Ryan Anderson (2017)	79 (44.4)
2. Adam Korsak (2018)	78 (42.7)
3. Teddy Dellaganna (2008-10)	177 (41.8)
4. Nick Marsh (2013)	65 (40.6)
5. Joe Radigan (2003-06)	228 (40.3)
6. Mike Barr (1998-02)	251 (40.2)
7. Matt O'Connell (1985-88)	237 (40.0)
8. Deron Cherry (1977-80)	188 (39.4)
9. Justin Doerner (2011-12)	145 (38.6)
10. Joey Roth (2014-15)	89 (38.7)
____ Jared Slovan (1994-97)	252 (38.7)

Kickoff Return Yardage

1. Janarion Grant (2013-17)	2,857
2. Terrell Willis (1993-95)	2,063
3. Nate Jones (2000-03)	1,902
4. Willie Foster (2003-06)	1,553
5. Eric Young (1985-88)	1,451
6. Joe Lefeged (2007-10)	1,304
7. Ron Allen (1988-91)	1,283
8. Jim Baker (1965-67)	1,234
9. Dennis Thomas (1998-01)	1,173
10. Brian Cobb (1984-87)	1,121

Kickoff Returns

1. Janarion Grant (2013-17)	115
2. Terrell Willis (1993-95)	91
3. Nate Jones (2000-03)	82
4. Willie Foster (2003-06)	70
5. Eric Young (1985-88)	64
6. Dennis Thomas (1998-01)	54
____ Jim Baker (1965-67)	54
8. Ron Allen (1988-91)	51
9. Brian Cobb (1984-87)	50
10. Joe Lefeged (2007-10)	49
____ Steve Harper (1994-97)	49

Punt Return Yardage

1. Marshall Roberts (1989-92)	1,018
2. Henry Jenkins (1975-76)	726
3. John Pollock (1966-68)	652
4. Janarion Grant (2013-17)	588
5. Tony Pawlik (1972-74)	545
6. Willie Foster (2003-06)	444
____ Henry Stevens (1944)	444
8. Tres Moses (2001-05)	441
9. Reggie Funderburk (1993-97)	440
10. Ken Smith (1977-80)	384

Punt Returns

1. Marshall Roberts (1989-92)	91
2. Reggie Funderburk (1993-97)	59
3. John Pollock (1966-68)	58
4. Mason Robinson (2007-12)	57
5. Janarion Grant (2013-17)	52
6. Henry Jenkins (1975-76)	50
7. Tony Pawlik (1972-74)	48
8. Tres Moses (2001-05)	45
9. Paul Fego (1977-79)	43
10. Willie Foster (2003-06)	41

SEASON SPECIAL TEAMS LEADERS

Field Goals

1. Jeremy Ito (2007)	23
2. Jeremy Ito (2006)	22
3. San San Te (2011)	20
____ Jeremy Ito (2005)	20
5. Tom Angstadt (1984)	19
6. San San Te (2009)	18
7. Carmen Sclafani (1988)	17
8. Kyle Federico (2014)	16
9. Jeremy Ito (2004)	15
____ Kennan Startzell (1978)	15

Field Goal Percentage (Minimum: 15 attempts)

1. Alex Falcinelli (1982)	12-15 (80.0)
2. Kennan Startzell (1978)	15-19 (79.0)
3. Kyle Federico (2014)	16-21 (76.2)
4. Jeremy Ito (2006)	22-29 (75.9)
5. Kyle Federico (2015)	12-16 (75.0)
6. Jeremy Ito (2007)	23-31 (74.2)
7. Jeremy Ito (2005)	20-27 (74.1)
8. Tom Angstadt (1983)	11-15 (73.3)
9. Carmen Sclafani (1988)	17-24 (70.8)
10. San San Te (2010)	14-20 (70.0)

Punts

1. Michael Cintron (2016)	95
2. Mike Barr (2002)	92
3. Mike Barr (2001)	84
4. Justin Doerner (2012)	81
5. Ryan Anderson (2017)	79
6. Adam Korsak (2018)	78
7. Deron Cherry (1978)	76
8. Jared Slovan (1996)	73
____ Gary Liska (1978)	73
10. Charlie Titus (1999)	69
____ Jared Slovan (1997)	69

Punt Yardage

1. Mike Barr (2002)	3,707
2. Michael Cintron (2016)	3,600
3. Mike Barr (2001)	3,526
4. Ryan Anderson (2017)	3,508
5. Adam Korsak (2018)	3,333
6. Justin Doerner (2012)	3,017
7. Jared Slovan (1996)	2,918
____ Deron Cherry (1978)	2,918
9. Jared Slovan (1997)	2,886
10. Teddy Dellaganna (2009)	2,873

Average (Minimum: 15 punts)

1. Ryan Anderson (2017)	44.4
2. Joe Radigan (2006)	44.1
3. Adam Korsak (2018)	42.7
4. Teddy Dellaganna (2009)	42.2
5. Mike Barr (2001)	42.0
6. Teddy Dellaganna (2010)	41.9
____ Alan Andrews (1982)	41.9
8. Jared Slovan (1997)	41.8
9. Charlie Titus (1998)	41.6
10. Matt O'Connell (1986)	41.4

Kickoff Returns

1. Janarion Grant (2015)	40
2. Joe Lefeged (2010)	38
3. Nate Jones (2001)	37
4. Janarion Grant (2014)	36
5. Terrell Willis (1995)	35
6. Dennis Thomas (1999)	34
7. Willie Foster (2005)	30
____ Steve Harper (1996)	30
____ Terrell Willis (1993)	30
10. Jermaine Robinson (1997)	27

Kickoff Return Yardage

1. Janarion Grant (2015)	984
2. Joe Lefeged (2010)	948
3. Janarion Grant (2014)	910
4. Terrell Willis (1995)	813
5. Willie Foster (2005)	736
____ Nate Jones (2002)	736
7. Dennis Thomas (1999)	726
8. Terrell Willis (1993)	704
9. Nate Jones (2001)	677
10. Steve Harper (1996)	564

Punt Return Yardage

1. Marshall Roberts (1991)	454
2. Henry Jenkins (1976)	449
3. Henry Prvor (1948)	444
____ Henry Stevens (1944)	444
5. Tony Pawlik (1974)	388
6. John Pollock (1968)	375
7. Henry Jenkins (1975)	277
8. Harold Young (1984)	270
9. John Pollock (1967)	264
10. Tres Moses (2003)	250

Punt Returns

1. John Pollock (1968)	35
2. Marshall Roberts (1991)	34
____ Tony Pawlik (1974)	34
4. Reggie Funderburk (1995)	30
____ Henry Jenkins (1976)	30
6. Mason Robinson (2012)	29
7. Paul Fego (1978)	27
8. Sam Chapman (1970)	25
9. Reggie Funderburk (1994)	24
____ Henry Prvor (1948)	24

SINGLE-GAME SPECIAL TEAMS LEADERS

Longest Field Goal

1. John Benestad vs. West Virginia (11/10/1990)	55
2. Jeremy Ito vs. Ball State (1/5/2008)	53
____ Jeremy Ito at USF (9/29/2006)	53
4. Justin Davidovicz vs. Indiana (9/29/2018)	52
____ Kyle Federico at USF (9/13/2012)	52
____ Jeremy Ito vs. Arizona State (12/27/2005)	52
7. Jeremy Ito vs. USF (10/18/2007)	51
____ Jeremy Ito vs. Connecticut (10/29/2006)	51
____ Jeremy Ito at Syracuse (10/15/2005)	51
____ Steve Barone at Navy (11/7/1998)	51
____ John Benestad at #3 Miami (11/13/1993)	51
____ Carmen Sclafani at Syracuse (10/8/1988)	51
____ Tom Angstadt vs. Pittsburgh (10/19/1985)	51
____ Alex Falcinelli at #6 Pittsburgh (11/20/1982)	51
____ Alex Falcinelli vs. William & Mary (10/2/1982)	51

Field Goals Converted

1. Tom Angstadt vs. Cincinnati (9/29/1984)	5
--	---

Field Goal Attempts

1. San San Te at Syracuse (10/1/2011)	7
____ Jeremy Ito at Illinois (9/3/2005)	7
____ Jeremy Ito vs. Michigan State (9/4/2004)	7
4. Carmen Sclafani vs. Vanderbilt (9/17/1988)	6

**Extra Points Converted/Attempts**

1. Howard Talman vs. RPI (10/9/1915)	12/14
--------------------------------------	-------

Longest Punt

1. Adam Korsak vs. Northwestern (10/20/2018)	79
2. Joe Radigan vs. Illinois (9/9/2006)	78
3. Jared Slovan vs. Wake Forest (11/8/1997)	77
4. David Dunne at Boston College (10/6/1990)	75
5. Matt O'Connell at West Virginia (11/9/1985)	72
6. Ryan Anderson at Indiana (11/18/2017)	70
7. Teddy Dellaganna vs. North Carolina (9/25/2010)	69
8. Gary Liska at #11 Penn State (9/8/1984)	68

Longest Punt Return

1. Tony Pawlik at Princeton (TD, 9/28/1974)	94
2. Marshall Roberts vs. Colgate (TD, 9/12/1992)	85
3. Ken Smith vs. Princeton (9/29/1979)	84
4. Willie Foster vs. Pittsburgh (TD, 9/30/2005)	74
5. John Pollock vs. Holy Cross (TD, 11/16/1968)	73
6. Pierce Frauenheim vs. Lehigh (10/21/1961)	70
Arny Byrd at Columbia (11/19/1960)	70

TOTAL OFFENSE RECORDS**CAREER TOTAL OFFENSE LEADERS****All-Purpose Yardage (Since 1948)**

1. Terrell Willis (1993-95)	5,340
2. Ray Rice (2005-07)	5,260
3. Janarion Grant (2013-17)	4,851
4. Brian Leonard (2003-06)	4,643
5. Bruce Presley (1992-95)	3,831
6. Tres Moses (2001-05)	3,513
7. Mike Fisher (1974-77)	3,426
8. Dave Dorn (1977-80)	3,308
9. Dennis Thomas (1998-01)	3,245
10. Albert Smith (1982-85)	3,156

Total Offense

1. Mike Teel (2005-08)	9,173
2. Gary Nova (2011-14)	9,002
3. Ryan Hart (2002-05)	8,149
4. Scott Erney (1986-89)	7,320
5. Mike McMahon (1997-00)	6,793
6. Ray Lucas (1992-95)	6,643
7. Chas Dodd (2010-13)	3,793
8. Eric Hochberg (1982-85)	3,731
9. Bert Kosup (1974, 76-77)	3,670
10. Tom Tarver (1989-91)	3,319

Scoring

1. Jeremy Ito (2004-07)	400
2. San San Te (2008-11)	339
3. Ray Rice (2005-07)	300
4. Brian Leonard (2003-06)	272
5. Kyle Federico (2012-15)	261
Kennan Starzell (1976-79)	261
7. Homer Hazel (1916, 23-24)	216
8. "JJ" Jennings (1971-73)	206
9. Bill Austin (1956-58)	204
10. Howard Talman (1912-15)	203

SEASON TOTAL OFFENSE LEADERS**All-Purpose Yardage (Since 1948)**

1. Ray Rice (2007)	2,251
2. Terrell Willis (1993)	2,026
3. Ray Rice (2006)	1,824
4. Terrell Willis (1994)	1,697
5. Terrell Willis (1995)	1,617
6. Janarion Grant (2015)	1,583
7. Bruce Presley (1992)	1,532
8. Dave Dorn (1978)	1,450
9. Kenny Britt (2008)	1,446
10. Jawan Jamison (2012)	1,398

8. Janarion Grant vs. New Mexico (9/17/2016)	69
9. Robert Max vs. Delaware (TD, 11/2/1957)	68
10. Janarion Grant at #16 Michigan (11/7/2015)	67
Herm Hering at Harvard (11/1/1947)	67

Longest Kickoff Return (All Touchdowns)

1. Janarion Grant vs. Washington State (9/12/2015)	100
Janarion Grant at Fresno State (8/27/2013)	100
Nate Jones at Syracuse (10/26/2002)	100
Nate Jones at #11 Tennessee (9/28/2002)	100
5. Quron Pratt vs. Eastern Michigan (9/14/2013)	99
6. Janarion Grant at #16 Michigan (11/7/2015)	98
Jeremy Deering vs. USF (11/5/2011)	98
Devin McCourt at Connecticut (10/31/2009)	98
Hall Connors at Maryland (10/10/1942)	98
10. Ken Smith at Army (11/1/1980)	97
Tom Sweeney vs. Morgan State (11/18/1972)	97

Total Offense

1. Mike Teel (2008)	3,345
2. Mike Teel (2007)	3,098
3. Ryan Hart (2004)	3,061
4. Gary Nova (2014)	2,846
5. Scott Erney (1989)	2,675
6. Gary Nova (2012)	2,651
7. Ryan Hart (2003)	2,538
8. Ray Lucas (1995)	2,456
9. Mike McMahon (2000)	2,400
10. Chris Laviano (2015)	2,209

Scoring

1. Ray Rice (2007)	150
2. Howard Talman (1915)	135
3. "JJ" Jennings (1973)	128
4. Jeremy Ito (2007)	120
Ray Rice (2006)	120
6. Jeremy Ito (2006)	107
7. Bill Austin (1958)	106
8. Brian Leonard (2005)	102
9. Jeremy Ito (2005)	100
Henry Benkert (1924)	100

SINGLE-GAME TOTAL OFFENSE LEADERS**Total Offense**

1. Mike Teel vs. Louisville (12/4/2008)	447
2. Scott Erney vs. Vanderbilt (9/17/1988)	436

Scoring

1. Howard Talman vs. RPI (10/9/1915)	48
--------------------------------------	----

All-Purpose Yardage

1. Janarion Grant vs. Washington State (9/12/2015)	337
2. Terrell Willis vs. Temple (11/5/1994)	326

YEAR-BY-YEAR LEADERS**RUSHING LEADERS**

Year	Name	Yards
1957	Bill Austin	946
1958	Bill Austin	747
1959	Jim Rogers	161
1960	Steve Simms	613
1961	Steve Simms	614
1962	Bill Thompson	405
1963	Don Viggiano	404
1964	Bob Brendel	464
1965	Rich Capria	242
1966	Bryant Mitchell	540
1967	Bryant Mitchell	542
1968	Bryant Mitchell	1,204
1969	Steve Ferrughelli	564
1970	Larry Robertson	397
1971	Larry Robertson	405
1972	"JJ" Jennings	1,262
1973	"JJ" Jennings	1,353
1974	Curt Edwards	889
1975	Curt Edwards	1,157
1976	Glen Kehler	764
1977	Glen Kehler	866
1978	Glen Kehler	883
1979	Albert Ray	567
1980	Albert Ray	778
1981	Albert Ray	679
1982	Albert Smith	466
1983	Albert Smith	572
1984	Albert Smith	869
1985	Albert Smith	362
1986	Matt Prescott	606
1987	Henry Henderson	846
1988	Mike Botti	715
1989	James Cann	429
1990	Tekay Dorsey	505
1991	Antoine Moore	627
1992	Bruce Presley	817
1993	Terrell Willis	1,261
1994	Terrell Willis	1,080
1995	Terrell Willis	773
1996	Chad Bosch	523
1997	Jacki Crooks	758
1998	Jacki Crooks	821
1999	Jacki Crooks	587
2000	Dennis Thomas	587
2001	Dennis Thomas	372
2002	Markis Facyson	398
2003	Brian Leonard	880
2004	Brian Leonard	732
2005	Ray Rice	1,120
2006	Ray Rice	1,794
2007	Ray Rice	2,012
2008	Kordell Young	554
2009	Joe Martinek	967
2010	Jordan Thomas	417
2011	Jawan Jamison	897
2012	Jawan Jamison	1,075
2013	Paul James	881
2014	Desmon Peoples	447
2015	Robert Martin	763
2016	Robert Martin	625
2017	Gus Edwards	713
2018	Raheem Blackshear	586

PASSING LEADERS

Year	Name	Yards
1957	Bill Austin	479
1958	Bruce Webster	513
1959	Sam Mudie	339

1960	Sam Mudie	452
1961	Bill Speranza	318
1962	Bob Yaksick	502
1963	Dave Stout	634
1964	Roger Kalingar	916
1965	Jack Callaghan	456
1966	Fred Eckert	756
1967	Bruce Van Ness	524
1968	Rich Pollicastro	994
1969	Rich Pollicastro	1,690
1970	Mike Yanchef	974
1971	Leo Gasiencia	1,148
1972	Leo Gasiencia	1,409
1973	John Piccirillo	415
1974	Bert Kosup	1,070
1975	Jeff Rebbholz	715
1976	Bert Kosup	1,098
1977	Bert Kosup	1,445
1978	Bob Hering	1,193
1979	Ed McMichael	1,529
1980	Ed McMichael	1,761
1981	Ralph Leek	926
1982	Jacque LaPrarie	1,164
1983	Jacque LaPrarie	1,275
1984	Eric Hochberg	1,905
1985	Joe Gagliardi	1,273
1986	Scott Erney	1,160
1987	Scott Erney	1,369
1988	Scott Erney	2,123
1989	Scott Erney	2,536
1990	Tom Tarver	1,348
1991	Tom Tarver	1,969
1992	Bryan Fortay	1,608
1993	Ray Lucas	1,011
1994	Ray Lucas	1,869
1995	Ray Lucas	2,180
1996	Mike Stephans	918
1997	Mike McMahon	1,259
1998	Mike McMahon	2,203
1999	Mike McMahon	989
2000	Mike McMahon	2,157
2001	Ryan Cubit	1,433
2002	Ted Trump	740
2003	Ryan Hart	2,714
2004	Ryan Hart	3,154
2005	Ryan Hart	2,135
2006	Mike Teel	2,135
2007	Mike Teel	3,147
2008	Mike Teel	3,418
2009	Tom Savage	2,211
2010	Chas Dodd	1,637
2011	Chas Dodd	1,574
2012	Gary Nova	2,695
2013	Gary Nova	2,159
2014	Gary Nova	2,851
2015	Chris Laviano	2,247
2016	Giovanni Rescigno	889
2017	Kyle Bolin	711
2018	Artur Sitkowski	1,158

RECEIVING LEADERS

Year	Name	Yards
1957	Bob Simms	180
1958	Bob Simms	468
1959	Bob Simms	345
1960	Arny Byrd	269
1961	Lee Curley	274
1962	Bill Craft	426
1963	Paul Streliek	242
1964	Jack Emmer	306
1965	Charley Mudie	243
1966	Jack Emmer	701



1967	Jim Baker	242
1968	Bob Stonebreaker	448
1969	Jim Benedict	650
1970	Al Fenstermacher	254
1971	Bob Carney	351
1972	Tom Sweeney	369
1973	Tom Sweeney	479
1974	Mark Twitty	314
1975	Mark Twitty	544
1976	Mark Twitty	514
1977	George Carter	391
1978	Dave Dorn	535
1979	Dave Dorn	468
1980	Tim Odell	718
1981	Andrew Baker	356
1982	Andrew Baker	472
1983	Andrew Baker	857
1984	Andrew Baker	583
1985	Albert Smith	244
1986	Brian Cobb	368
1987	Eric Young	364
1988	Eric Young	592
1989	Randy Jackson	599
1990	James Guarantano	386
1991	James Guarantano	740
1992	James Guarantano	755
1993	Chris Brantley	589
1994	Marco Battaglia	779
1995	Marco Battaglia	894
1996	Steven Harper	321
1997	Walter King	445
1998	Bill Powell	730
1999	Errol Johnson	507
2000	Errol Johnson	555
2001	Aaron Martin	523
2002	LJ Smith	384
2003	Shawn Tucker	726
2004	Tres Moses	1,056
2005	Tres Moses	758
2006	Clark Harris	493
2007	Kenny Britt	1,232
2008	Kenny Britt	1,371
2009	Tim Brown	1,150
2010	Mark Harrison	829
2011	Mohamed Sanu	1,206
2012	Brandon Coleman	718
2013	Tyler Kroft	573
2014	Leonte Carroo	1,086
2015	Leonte Carroo	809
2016	Jawuan Harris	481
2017	Jerome Washington	282
2018	Raheem Blackshear	367

TACKLE LEADERS

Year	Name	Tackles
1974	Tom Holmes	124
1975	Tom Holmes	96
1976	Jim Hughes	113
1977	Bob Davis	121
1978	Tim Blanchard	122
1979	Dino Mangiero	113
1980	Mike Knight	98
1981	Keith Woetzel	101
1982	Jim Dumont	133
1983	Jim Dumont	154
1984	Roy Oake	124
1985	Tyronne Stowe	157
1986	Tyronne Stowe	150
1987	Bob Speidel	128
1988	Pat Udovich	104
1989	Pat Udovich	140
1990	Elnardo Webster	99

1991	Elnardo Webster	81
1992	Doug Adkins	70
1993	Jamil Jackson	65
1994	Mark Washington	97
1995	Brian Sheridan	132
1996	Aaron Brady	92
1997	Brian Sheridan	161
1998	Aaron Brady	136
1999	Jabari Moore	130
2000	Wes Robertson	83
2001	Shawn Seabrooks	99
2002	Gary Brackett	130
2003	Jarvis Johnson	97
2004	Jarvis Johnson	75
2005	Courtney Greene	116
2006	Devraun Thompson	83
2007	Courtney Greene	101
2008	Kevin Malast	101
2009	Damaso Munoz	81
2010	Antonio Lowery	108
2011	Khaseem Greene	141
2012	Khaseem Greene	136
2013	Steve Longa	123
2014	Steve Longa	102
2015	Steve Longa	117
2016	Trevor Morris	102
2017	Trevor Morris	118
2018	Trevor Morris	109

TOTAL OFFENSE LEADERS

Year	Name	Yards
1957	Bill Austin	1,425
1958	Bill Austin	1,031
1959	Sam Mudie	473
1960	Steve Simms	719
1961	Sam Mudie	703
1962	Bob Yaksick	741
1963	Dave Stoudt	729
1964	Roger Kalingner	1,075
1965	John Callaghan	553
1966	Fred Eckert	750
1967	Bruce Van Ness	917
1968	Bryant Mitchell	1,257
1969	Rich Policastro	1,571
1970	Mike Yancheff	1,117
1971	Leo Gasiencia	1,096
1972	Leo Gasiencia	1,415
1973	"JJ" Jennings	1,367
1974	Bert Kosup	1,206
1975	Curt Edwards	1,217
1976	Bert Kosup	1,097
1977	Bert Kosup	1,367
1978	Bob Hering	1,109
1979	Ed McMichael	1,452
1980	Ed McMichael	1,548
1981	Ralph Leek	971
1982	Jacque LaPrarie	1,333
1983	Jacque LaPrarie	1,328
1984	Rusty Hochberg	1,818
1985	Joe Gagliardi	1,214
1986	Scott Erney	1,171
1987	Scott Erney	1,270
1988	Scott Erney	2,192
1989	Scott Erney	2,675
1990	Tom Tarver	1,348
1991	Tom Tarver	1,775
1992	Bryan Fortay	1,767
1993	Terrell Willis	1,261
1994	Ray Lucas	2,026
1995	Ray Lucas	2,456
1996	Mike Stephans	829
1997	Mike McMahon	1,276

1998	Mike McMahon	2,136
1999	Mike McMahon	981
2000	Mike McMahon	2,400
2001	Ryan Cubit	1,334
2002	Ted Trump	632
2003	Ryan Hart	2,714
2004	Ryan Hart	3,061
2005	Ryan Hart	2,117
2006	Mike Teel	2,085
2007	Mike Teel	3,098
2008	Mike Teel	3,345
2009	Tom Savage	2,106
2010	Chas Dodd	1,384
2011	Chas Dodd	1,507
2012	Gary Nova	2,651
2013	Gary Nova	2,066
2014	Gary Nova	2,846
2015	Chris Laviano	2,209
2016	Giovanni Rescigno	996
2017	Kyle Bolin	721
2018	Artur Sitkowski	1,092

SCORING LEADERS

Year	Name	Points
1957	Bill Austin	74
1958	Bill Austin	106
1959	Bob Simms	20
1960	Steve Simms	36
1961	Bob Mudie	70
1962	Bob Yaksick	36
1963	Bob Brendel	24
1964	Chester Ward	30
1965	Jack Hohnstine	12
	Don Riesett	12
	Bob Stohrer	12
1966	Bryant Mitchell	42
1967	Bryant Mitchell	36
1968	Bryant Mitchell	54
1969	Bruce Van Ness	48
1970	John Pesce	33
1971	Larry Robertson	42
1972	John Pesce	56
1973	"JJ" Jennings	128
1974	Bert Kosup	36
1975	Curt Edwards	66
1976	Kennan Startzell	65
1977	Mike Fisher	60
1978	Kennan Startzell	76
1979	Dave Dorn	74
1980	Alex Falcinelli	69
1981	Alex Falcinelli	47
1982	Alex Falcinelli	52
1983	Tom Angstadt	49
1984	Tom Angstadt	77
1985	Albert Smith	42
1986	Doug Giesler	56
1987	Carmen Sclafani	54
1988	Carmen Sclafani	78
1989	James Cann	66
1990	John Benestad	37
1991	Bill Bailey	36
	Antoine Moore	36
1992	John Benestad	71
1993	Terrell Willis	80
1994	Reggie Funderburk	48
1995	Marco Battaglia	62
1996	Nick Mike-Mayer	26
1997	Jacki Crooks	26
1998	Steve Barone	44
1999	Steve Barone	40
2000	Steve Barone	47
2001	Ryan Sands	26

2002	Ryan Sands	33
2003	Brian Leonard	86
2004	Jeremy Ito	73
2005	Brian Leonard	102
2006	Ray Rice	120
2007	Ray Rice	150
2008	San San Te	81
2009	San San Te	93
2010	San San Te	68
2011	San San Te	97
2012	Brandon Coleman	60
2013	Kyle Federico	70
2014	Kyle Federico	89
2015	Kyle Federico	71
2016	David Bonagura	50
2017	Andrew Harte	48
2018	Justin Davidovicz	44

CAREER GAMES PLAYED

1.	Scott Vallone (2008-12)	53
2.	Devin McCourty (2006-09)	52
3.	Steve Beauharnais (2009-12)	51
	Quentin Gause (2012-15)	51
	Courtney Greene (2005-08)	51
	Khaseem Greene (2009-12)	51
	Darius Hamilton (2012-16)	51
	George Johnson (2006-09)	51
	Robert Jones (2010-13)	51
	Damaso Munoz (2006-09)	51
	David Rowe (2008-11)	51
	Kevin Snyder (2011-14)	51
	San San Te (2008-11)	51
14.	Sebastian Joseph (2013-17)	50
	Jack Corcoran (2006-09)	50
	Ryan D'Imperio (2006-09)	50
	Duron Harmon (2009-12)	50
	Clark Harris (2003-06)	50
	D.C. Jefferson (2009-12)	50
	Kaleb Johnson (2011-14)	50
	Joe Lefeged (2007-10)	50
	Chris Muller (2013-16)	50
	Tiquan Underwood (2005-08)	50
	Jamaal Westerman (2005-08)	50



YEAR-BY-YEAR STATISTICS

RUTGERS STATISTICS

Year	Rush Yards	Pass Yards	Total Yards	First Downs	Points
2018	1,609	1,586	3,195	182	162
2017	1,765	1,387	3,152	165	216
2016	1,739	1,659	3,398	186	188
2015	2,039	2,485	4,524	236	325
2014	2,114	2,956	5,070	241	347
2013	1,684	3,063	4,747	254	345
2012	1,578	2,711	4,289	215	279
2011	1,271	3,136	4,407	256	343
2010	1,211	2,328	3,539	186	250
2009	1,747	2,495	4,242	211	375
2008	1,664	3,515	5,179	264	377
2007	2,574	3,267	5,841	294	426
2006	2,342	2,144	4,486	219	387
2005	1,947	2,818	4,765	238	344
2004	918	3,416	4,334	230	269
2003	1,666	2,757	4,423	237	329
2002	620	1,948	2,568	168	167
2001	1,150	1,508	2,658	145	119
2000	1,161	2,518	3,679	188	233
1999	895	2,287	3,182	169	155
1998	1,378	2,242	3,620	198	206
1997	1,168	2,143	3,302	169	191
1996	962	1,584	2,546	152	143
1995	2,113	2,588	4,701	255	304
1994	1,978	2,198	4,176	215	241
1993	2,588	1,801	4,389	235	351
1992	2,035	2,444	4,479	226	344
1991	1,244	2,180	3,424	189	217
1990	1,324	1,804	3,128	167	173
1989	1,173	2,709	3,882	203	245
1988	1,527	2,254	3,781	209	273
1987	1,665	1,476	3,141	175	168
1986	1,745	2,084	3,829	222	221
1985	1,143	2,025	3,168	190	149
1984	1,737	1,909	3,646	188	213
1983	1,605	2,008	3,613	195	195
1982	1,710	1,555	3,265	179	180
1981	1,626	1,215	2,831	162	139
1980	1,840	1,945	3,785	208	279
1979	1,939	1,548	3,487	198	243
1978	2,644	1,487	4,131	210	284
1977	2,630	1,652	4,282	210	291
1976	2,443	1,327	3,770	206	287
1975	2,895	1,225	4,120	220	347
1974	2,525	1,209	3,734	180	244
1973	2,613	1,024	3,637	183	245
1972	2,009	1,542	3,551	206	290
1971	1,475	1,390	2,860	159	193
1970	1,312	1,325	2,637	154	193
1969	1,336	1,983	3,319	207	212
1968	1,960	1,698	3,658	182	276
1967	1,605	890	2,495	132	155
1966	1,311	1,372	2,683	140	184
1965	1,305	1,006	2,311	132	84
1964	1,629	1,127	2,756	165	149
1963	1,698	672	2,370	134	145
1962	1,746	927	2,673	154	164
1961	1,968	644	2,612	148	246
1960	1,916	795	2,711	144	225
1959	1,184	946	2,130	115	132
1958	1,721	967	2,688	143	301
1957	1,703	918	2,621	141	181
1956	1,168	898	2,066	70	117
1955	1,089	488	1,577	82	95
1954	1,481	788	2,269	124	140
1953	1,137	791	1,928	95	126
1952	1,440	1,173	2,613	126	178
1951	1,584	573	2,157	88	184
1950	1,295	1,153	2,448	112	186

1949	2,124	658	2,782	110	266
1948	1,908	825	2,733	135	224
1947	1,946	1,015	2,961	124	262
1946	1,673	704	2,377	94	252

OPPONENTS STATISTICS

Year	Rush Yards	Pass Yards	Total Yards	First Downs	Points
2018	2,578	2,240	4,818	254	377
2017	2,182	2,601	4,783	243	340
2016	3,170	2,238	5,408	242	450
2015	2,233	3,311	5,544	251	419
2014	2,760	2,996	5,756	276	392
2013	1,310	4,056	5,366	275	387
2012	1,263	2,788	4,051	228	184
2011	1,850	2,234	4,084	200	238
2010	1,877	2,613	4,490	216	318
2009	1,342	2,659	4,001	198	233
2008	1,763	2,487	4,250	201	245
2007	2,076	2,218	4,294	229	292
2006	1,313	1,966	3,279	166	186
2005	1,596	2,872	4,468	258	307
2004	1,960	2,756	4,716	235	343
2003	1,957	2,597	4,554	218	354
2002	2,484	2,376	4,860	238	397
2001	2,535	2,085	4,620	218	397
2000	2,444	2,213	4,657	249	399
1999	2,404	2,367	4,771	245	427
1998	2,706	2,001	4,707	242	376
1997	2,843	2,429	5,272	257	496
1996	2,363	2,584	4,947	250	380
1995	1,777	2,888	4,665	225	412
1994	1,808	2,253	4,061	219	261
1993	2,086	2,273	4,359	221	334
1992	1,831	2,417	4,248	206	245
1991	1,674	1,853	3,527	178	217
1990	2,181	1,881	4,062	221	302
1989	2,706	1,874	4,580	232	319
1988	2,569	2,026	4,595	243	255
1987	2,710	1,849	4,559	258	213
1986	1,510	2,052	3,562	197	189
1985	2,147	1,860	4,007	225	266
1984	1,453	1,832	3,285	186	155
1983	2,008	1,943	3,951	217	258
1982	1,571	2,337	3,908	202	278
1981	2,337	1,397	3,734	206	208
1980	1,422	1,585	3,007	168	156
1979	1,700	1,176	2,876	171	174
1978	1,662	1,635	3,297	180	165
1977	1,801	1,337	3,138	186	181
1976	923	1,048	1,971	117	287
1975	1,293	940	2,233	141	91
1974	1,434	1,209	2,643	157	146
1973	2,179	1,415	3,594	206	228
1972	2,095	1,258	3,353	176	172
1971	2,617	1,557	4,174	212	243
1970	2,432	1,138	3,570	193	218
1969	1,504	1,156	2,660	156	150
1968	2,114	1,390	3,504	204	182
1967	1,767	1,517	3,284	181	170
1966	1,572	1,133	2,705	141	177
1965	1,393	964	2,347	134	152
1964	757	1,256	2,013	91	115
1963	1,364	841	2,205	113	197
1962	1,663	776	2,439	141	169
1961	1,230	884	2,114	116	102
1960	1,321	766	2,087	116	69
1959	1,479	981	2,460	124	121
1958	1,465	813	2,278	127	77
1957	1,547	975	2,522	138	133
1956	2,357	902	3,259	119	240
1955	1,706	533	2,239	111	163
1954	1,225	1,020	2,245	92	145
1953	1,447	1,023	2,407	114	216



1952	1,699	1,013	2,712	123	184
1951	1,456	897	2,353	92	114
1950	1,115	773	1,888	87	154
1949	1,215	897	2,112	95	138
1948	1,266	745	2,011	100	130
1947	1,069	679	1,745	77	99
1946	620	702	1,322	84	48

HEAD COACHING RECORDS

No.	Coach	Alma Mater	Tenure	W	L	T
1.	William A. Reynolds		1891	8	6	
2.	H.W. Ambruster		1895	3	4	
3.	John C. B. Pendleton		1896-1897	7	12	
4.	William V.B. Van Dyck, Jr.	Rutgers	1898-1899	3	15	1
5.	Michael F. Daly		1900	4	4	
6.	Arthur P. Robinson		1901	0	7	
7.	Harry W. Van Hovenberg	Rutgers	1902	3	7	
8.	Oliver D. Mann	Rutgers	1903	4	4	1
9.	A.E. Hitchner	Rutgers	1904	1	6	2
10.	Oliver D. Mann	Rutgers	1905	3	6	
11.	F. H. Gorton	Colgate	1906-1907	8	7	3
12.	Joseph Smith	Dartmouth	1908	3	5	1
13.	Herman Pritchard	Swarthmore	1909	3	5	1
14.	Howard Gargan	Fordham	1910-1912	12	10	4
15.	George Foster Sanford	Yale	1913-1923	56	32	5
16.	John H. Wallace	Rutgers	1924-1926	12	14	1
17.	Harry J. Rockafeller	Rutgers	1927-1930	19	16	
18.	J. Wilder Tasker	Syracuse	1931-1937	31	27	5
19.	Harvey J. Harman	Pittsburgh	1938-1941	26	7	1
20.	Harry J. Rockafeller	Rutgers	1942-1945	14	10	1
21.	Harvey J. Harman	Pittsburgh	1946-1955	48	37	1
22.	John R. Steigman	Williams College	1956-1959	22	15	
23.	John F. Bateman	Columbia	1960-1972	73	51	
24.	Frank R. Burns	Rutgers	1973-1983	78	43	1
25.	Dick Anderson	Penn State	1984-1989	27	34	4
26.	Doug Graber	Wayne State	1990-1995	29	36	1
27.	Terry Shea	Oregon	1996-2000	11	44	
28.	Greg Schiano	Bucknell	2001-11	68	67	
29.	Kyle Flood	Iona	2012-2015	27	24	
30.	Chris Ash	Drake	2016-Present	7	29	



OLIVER D. MANN
1903, 1905
Two Seasons
7-10-1



A.E. HITCHNER
1904
One Season
1-6-2



F.H. GORTON
1906-1907
Two Seasons
8-7-3



JOSEPH SMITH
1908
One Season
3-5-1



HOWARD GARGAN
1910-12
Three Seasons
12-10-4



GEORGE SANFORD
1913-23
Eleven Seasons
56-32-5



JOHN H. WALLACE
1924-26
Three Seasons
12-14-1



HARRY J. ROCKAFELLER
1927-30, 1942-45
Eight Seasons
33-26-1



J. WILDER TASKER
1931-37
Seven Seasons
31-27-5



HARVEY J. HARMAN
1938-41, 1946-55
Fourteen Seasons
74-22-2



JOHN R. STEIGMAN
1956-1959
Four Seasons
22-15



JOHN F. BATEMAN
1960-1972
13 Seasons
73-51



FRANK R. BURNS
1973-83
11 Seasons
78-43-1



DICK ANDERSON
1984-89
Six Seasons
27-34-4



DOUG GRABER
1990-95
Six Seasons
29-36-1



TERRY SHEA
1996-2000
Five Seasons
11-44



GREG SCHIANO
2001-2011
11 Seasons
68-67



KYLE FLOOD
2012-2015
Four Seasons
27-24



CHRIS ASH
2016-Present
Three Seasons
7-29



STADIUM RECORDS (SINCE 1938)

SINGLE-GAME RECORDS

Rushing Attempts

Team: 80 vs. NYU (10/13/1952)
 Individual: 40 - "JJ" Jennings vs. Colgate (11/25/1972)

Rushing Yards

Team: 447 vs. Colgate (11/23/74)
 Individual: 232 - Terrell Willis vs. Temple (11/5/1994)

Passing Attempts

52 - Ryan Hart vs. Pittsburgh (10/18/2003)
 52 - Rich Policastro vs. Lehigh (10/11/1969)

Completions

35 - Ryan Hart vs. West Virginia (10/30/2004)

Passing Yards

447 - Mike Teel vs. Louisville (12/4/2008)

Passing Touchdowns

7 - Mike Teel vs. Louisville (12/4/2008)

Touchdown Receptions

4 - Chris Brantley vs. Virginia Tech (10/31/1992)

Receiving Yards

192 - Mark Twitty vs. Colgate (11/23/1974)

Most Interceptions

- 3 - John Pollack vs. Colgate (11/23/1968)
- 3 - Larry Clymer vs. Colgate (11/21/1970)
- 3 - Tom Pawlik vs. Lafayette (10/13/1973)
- 3 - Malik Jackson vs. Virginia Tech (10/31/1992)

Most Field Goals

5 - Tom Angstadt vs. Cincinnati (9/29/1984)

Longest Run

91 - Mohamed Sanu vs. Tulane (10/2/2010)

Longest Pass

93 - Gary Nova to Andrew Turzilli vs. Tulane (9/27/2014)

Longest Field Goal

52 - Justin Davidovicz vs. Indiana (9/29/2018)

Longest Punt Return (TD)

85 - Marshall Roberts vs. Colgate (9/12/1992)

Longest Kick Return (TD)

100 - Janarion Grant vs. Washington State (9/12/2015)

Longest Interception Return

94 - Bill Houston vs. Colgate (10/23/1982)

RUTGERS HOME TEAM RECORDS

Points in a Season - High	244 (7 games) - 1975
Points in a Season - Low	37 (4 games) - 1965
Points Against - High	230 (7 games) - 2016
Points Against - Low	13 (6 games) - 1941
Total Yards - Game	781 vs. Colgate (11/23/1974)
Points - Game	79 vs. Merchant Marine Academy (9/24/1949)
Points - Opponent	78 by #4 Michigan (10/8/2016)
Consecutive Wins	20 (1974-78)

OPPONENT INDIVIDUAL RECORDS AT RUTGERS

Rushing Yards

307 - Tevin Coleman, Indiana (11/15/2014)

Passing Yards

478 - Luke Falk, Washington State (9/12/2015)

Receiving Yards

207 - Larry Fitzgerald, Pittsburgh (10/18/2003)

Rushing Attempts

48 - Tanardo Sharps, Temple (11/16/2002)

Passing Attempts

66 - Luke Falk, Washington State (9/12/2015)

Passes Completed

47 - Luke Falk, Washington State (9/12/2015)

Receptions

14 - Gabe Marks, Washington State (9/12/2015)

Longest Pass Play

91 - Alex Van Pelt to Dietrich Jells, Pittsburgh (9/17/1992)

Longest Rushing Play

86 - Sherman Badie, Tulane (9/27/2014)

Longest Field Goal

51 - Kenny Stucker, Ball State (9/9/1989)

LARGEST CROWDS IN STADIUM HISTORY

1. Penn State 13, Rutgers 10 (9/13/2014)	53,774
2. Cincinnati 47, Rutgers 15 (9/7/2009)	53,737
3. Rutgers 26, Michigan 24 (10/4/2014)	53,327
4. #4 Michigan 78, Rutgers 0 (10/8/2016)	53,292
5. #1 Ohio State 49, Rutgers 7 (10/24/2015)	53,111
6. Louisville 20, Rutgers 17 (11/29/2012)	52,798
7. Wisconsin 37, Rutgers 0 (11/1/2014)	52,797
8. #24 West Virginia 24, Rutgers 21 (12/5/2009)	52,534
9. Houston 49, Rutgers 14 (10/26/2013)	52,200
10. North Carolina 17, Rutgers 13 (9/25/2010)	52,038
11. Rutgers 28, Arkansas 24 (9/21/2013)	51,969
12. #9 Penn State 39, Rutgers 0 (11/19/2016)	51,366
13. #22 Rutgers 19, Connecticut 3 (10/6/2012)	50,870
14. Rutgers 26, Howard 0 (9/8/2012)	50,855
15. #4 Michigan State 31, Rutgers 24 (10/10/2015)	50,373
16. Pittsburgh 24, Rutgers 17 (10/16/2009)	50,296
17. Rutgers 42, Texas Southern 0 (10/10/2009)	50,169
18. Syracuse 13, Rutgers 10 (11/13/2010)	49,911
19. Kent State 35, #18 Rutgers 23 (10/27/2012)	49,345
20. Rutgers 38, Norfolk State 0 (9/7/2013)	49,111
21. Rutgers 27, Connecticut 24 (10/8/2010)	48,431
22. Rutgers 31, Tulane 6 (9/27/2014)	48,361
23. Rutgers 31, #23 USF 0 (11/12/2009)	48,057
24. Rutgers 38, Howard 25 (9/6/2014)	48,040
25. #20 Rutgers 23, Syracuse 15 (10/13/2012)	48,011

HOME SITES AND RECORDS

College Field

Site of the first game in 1869, is now the parking lot behind the College Avenue Gym.

Years	Record
1869-1890	24-18-5

Neilson Field

Located across the street from the College Avenue Gymnasium, the current site of Records Hall.

Years	Record
1892-1938	127-57-13

"Old" Rutgers Stadium

Dedicated on November 5, 1938 at the Rutgers-Princeton game, the Stadium had its first game two weeks earlier as Rutgers hosted Hampden-Sydney. The season finale against Lafayette was the third game in the Stadium. Rutgers won all three contests and did not lose at the site until the sixth game in 1940, a 7-6 loss to Lafayette. Rutgers won the first 13 Stadium games, including seven straight in 1939.

Years	Record
1938-1992	168-53-4

HighPoint.com Stadium

Built on the site of the "Old" Rutgers Stadium on the Busch Campus in Piscataway. The name became High Point Solutions Stadium in 2011 and HighPoint.com Stadium in 2018.

Year	Record
1994	4-1
1995	2-3
1996	2-3
1997	0-5
1998	3-3
1999	1-5
2000	2-4
2001	1-6
2002	1-5
2003	3-3
2004	3-3
2005	4-2
2006	6-0
2007	5-3
2008	5-2
2009	4-3
2010	2-4
2011	6-1
2012	4-2
2013	5-2
2014	4-2
2015	2-5
2016	2-5
2017	3-4
2018	1-6
Total	75-82

"NEW" STADIUM FIRSTS

Date	September 3, 1994
Final Score	Rutgers 28, Kent State 6
Attendance	33,279
Coin Toss	Won by RU, elected to defend North goal
Kickoff	Robbie Butts (KSU)
Kickoff Return	Vance Benton (KSU)
First Down	Astron Whatley (KSU), 2 yards
Pass Play	Ray Lucas (RU), incomplete
Pass Caught	Astron Whatley (KSU) from Mike Challenger
Pass Intercepted	Berkeley Claggett (KSU)
Run	Bruce Presley (RU), 2 yards
Tackle	Jon Durkos (KSU) tackled Bruce Presley
Sack	Bob Sneathen (RU) sacked Mike Challenger
Touchdown	Ray Lucas (RU), 8-yard run
TD Reception	Ray Lucas to Steven Harper (RU), 60 yards
Defensive Score	Curtis Tribbitt (RU), 28-yard INT
Extra Point	Eddie Duborg (RU)
Blocked Extra Point	Alcides Catanho (RU)
Punt	Jared Sloan (RU), 35 yards
Punt Return	Reggie Funderburk (RU), 6 yards
Punt Blocked	Roger Jones (KSU)
Fumble	Tony Peters (KSU) recovers
Penalty	Rutgers offside



BIG TEN GAME RECORDS (2014-PRESENT)

INDIVIDUAL GAME HIGHS

Rushes	22	Raheem Blackshear vs. Penn State (11/17/2018)
		Isaih Pacheco at Maryland (10/13/2018)
Yards Rushing	142	Isaih Pacheco vs. Michigan (11/10/2018)
Touchdown Rushes	3	Robert Martin at Indiana (10/17/2015)
		Robert Martin vs. Indiana (11/15/2014)
Long Rush	80	Isaih Pacheco vs. Michigan (11/10/2018)
Pass Attempts	46	Artur Sitkowski vs. Illinois (10/6/2018)
Pass Completions	29	Artur Sitkowski vs. Illinois (10/6/2018)
Yards Passing	404	Gary Nova vs. Michigan (10/4/2014)
Touchdown Passes	4	Chris Laviano vs. Maryland (11/28/2015)
		Gary Nova at Maryland (11/29/2014)
Long Pass	80	Gary Nova vs. Michigan (10/4/2014)
Receptions	8	Four times (last - Raheem Blackshear at Wisconsin (11/3/2018)
Yards Receiving	183	Leonte Carroo vs. Maryland (11/28/2015)
Touchdown Receptions	3	Leonte Carroo at Indiana (10/17/2015)
		Leonte Carroo vs. Michigan State (10/10/2015)
Long Reception	80	Andrew Turzilli from Gary Nova vs. Michigan (10/4/2014)
Field Goals	3	Kyle Federico at Michigan (11/7/2015)
Long Field Goal	52	Justin Davidovicz vs. Indiana (9/29/2018)
Punts	16	Michael Cintron vs. Michigan (10/8/2016)
Long Punt	79	Adam Korsak vs. Northwestern (10/20/2018)
Punts Inside 20	6	Adam Korsak at Michigan State (11/24/2018)
Long Punt Return	67	Janarion Grant at Michigan (11/7/2015)
Long Kickoff Return	98	Janarion Grant at Michigan (11/7/2015)
Tackles	19	Trevor Morris vs. Michigan State (11/25/2017)
		Steve Longa vs. Ohio State (10/24/2015)
Sacks	1.5	Five times (last - Elorm Lumor vs. Northwestern (11/25/2017)
Tackles For Loss	2.5	Darius Hamilton vs. Penn State (9/13/2014)
		Jon Bateky vs. Indiana (11/5/2016)
Interceptions	2	Saquan Hampton at Wisconsin (11/3/2018)

TEAM GAME HIGHS

Points	55	at Indiana (10/17/2015)
Least Points Allowed	12	vs. Purdue (10/21/2017)
Rushes	55	vs. Penn State (11/17/2018)
Yards Rushing	274	at Illinois (10/14/2017)
Yards Per Rush	5.8	vs. Michigan (11/10/2018)
		at Illinois (10/14/2017)
Touchdown Rushes	5	at Illinois (10/14/2017)
Pass Attempts	46	vs. Illinois (10/6/2018)
Pass Completions	29	vs. Illinois (10/6/2018)
Yards Passing	402	vs. Michigan (10/04/2014)
Yards Per Pass	10.4	vs. Maryland (11/28/2015)
Touchdown Passes	4	vs. Maryland (11/28/2015)
		at Maryland (11/29/2014)
Total Plays	83	at Indiana (10/17/2015)
Total Offense	596	at Indiana (10/17/2015)
Yards Per Play	7.2	at Indiana (10/17/2015)
First Downs	25	vs. Illinois (10/6/2018)
		at Indiana (10/17/2015)
Sacks	5	vs. Indiana (11/15/2014)
		vs. Penn State (9/13/2014)
Least Penalties	0	at Ohio State (10/18/2014)
Most Penalties	10	vs. Illinois (10/6/2018)
		vs. Ohio State (9/30/2017)
Most Penalty Yards	105	vs. Illinois (10/6/2018)
Turnovers Forced	4	vs. Indiana (11/5/2015)
Turnovers Committed	5	Three times (last - at Maryland (10/13/2018)
Interceptions	3	vs. Nebraska (11/14/2015)
Time of Possession	36:50	vs. Maryland (11/28/2015)

MISCELLANEOUS

Largest Comeback	25	at Indiana (10/17/2015)
		at Maryland (11/29/2014)
Largest Lead in a Game	22 (45-23)	vs. Indiana (11/15/2014)
Largest Margin of Victory	22 (45-23)	vs. Indiana (11/15/2014)



ISAIH PACHECO RECORDED AN 80-YARD TOUCHDOWN RUSH VERSUS MICHIGAN IN 2018

TEAM RECORDS

OFFENSE

Points	Quarter	42 (Second)	vs. Norfolk State (9/15/2007)
	First Half	49	vs. Louisville (12/4/2008)
	Game	96	vs. RPI (10/9/1915)
	Season	426	2007
Total Offense	Game	781	vs. Colgate (11/23/1974)
	Season	5,841	2007
First Downs	Game	36	vs. Temple (10/2/1993)
	Season	294	2007
Plays	Game	95	at Tulane (11/11/1995)
			at Duke (9/14/1991)
	Season	916	2007
Rushing Attempts	Game	83	vs. NYU (10/13/1952)
	Season	661	1976
Rushing Yards	Game	591	at Stevens (11/21/1914)
	Season	2,895	1975
Rushing Touchdowns	Game	12	vs. RPI (10/9/1915)
	Season	32	1961
Pass Attempts	Game	57	at Syracuse (10/1/2011)
			at Pittsburgh (10/23/2004)
			vs. Boston College (9/17/1983)
	Season	475	2011
Pass Completions	Game	35	vs. West Virginia (10/30/2004)
			vs. Vanderbilt (9/17/1988)
	Season	303	2004
Passing Yards	Game	447	vs. Louisville (12/4/2008)
	Season	3,515	2008
Passing Touchdowns	Game	7	vs. Louisville (12/4/2008)
	Season	26	2008
Extra Points	Game	12	vs. RPI (10/9/1915)
	Season	51	2007

DEFENSE

Total Offense	Game	104 (43 plays)	at Connecticut (10/9/1975)
	Season	1,971 (629 plays)	1976
Rushing Attempts	Game	14	at Washington State (8/28/2014)
	Season	407	1976
Rushing Yards	Game	-38	at Louisville (11/1/1986)
	Season	406	1976
Passing Attempts	Game	1	at Army (10/28/1989)
	Season	209	1979
Passing Completions	Game	1	Four times vs. Army (last 10/8/1994)
	Season	88	1975
Passing Yards	Game	2	vs. Army (10/8/1994)
	Season	940	1975
Interceptions	Game	7	vs. Temple (10/30/1954)
	Season	27	1978 & 1973



2005 INSIGHT BOWL

BOWL RECORDS

TEAM RECORDS

	Rutgers	Opponent
Most Completions	24 vs. Arizona State (2005 Insight) 22 vs. NC State (2008 PapaJohns.com)	32 by North Carolina (2014 Quick Lane) 27 by Notre Dame (2013 Pinstripe)
Least Completions	9 vs. North Carolina (2014 Quick Lane) 10 vs. Notre Dame (2013 Pinstripe)	12 by Kansas State (2006 Texas) 13 by Arizona State (1978 Garden State)
Most Passing Attempts	40 vs. Virginia Tech (2012 Russell Athletic) 38 vs. Arizona State (2005 Insight)	49 by Ball State (2008 International) 46 by North Carolina (2014 Quick Lane)
Fewest Passing Attempts	20 vs. North Carolina (2014 Quick Lane) 22 vs. Arizona State (1978 Garden State)	24 by Kansas State (2006 Texas) 31 by Arizona State (1978 Garden State)
Most Passing Yards	374 vs. Arizona State (2005 Insight) 319 vs. NC State (2008 PapaJohns.com)	467 by Arizona State (2005 Insight) 319 by Notre Dame (2013 Pinstripe)
Fewest Passing Yards	105 vs. Arizona State (1978 Garden State) 129 vs. Virginia Tech (2012 Russell Athletic)	131 by Kansas State (2006 Texas) 193 by Virginia Tech (2012 Russell Athletic)
Most Interceptions Thrown	3 vs. Arizona State (1978 Garden State) 3 vs. Notre Dame (2013 Pinstripe)	4 by Arizona State (1978 Garden State) 3 by NC State (2008 PapaJohns.com)
Most Punts	10 vs. Virginia Tech (2012 Russell Athletic) 8 vs. Arizona State (1978 Garden State)	11 by Virginia Tech (2012 Russell Athletic) 8 by Arizona State (1978 Garden State)
Highest Punting Average	53.0 vs. Arizona State (2005 Insight) 49.7 vs. Iowa State (2011 Pinstripe)	42.4 by Kansas State (2006 Texas) 42.2 by Virginia Tech (2012 Russell Athletic)
Most Rushing Attempts	42 vs. North Carolina (2014 Quick Lane) 42 vs. Iowa State (2011 Pinstripe)	45 by Arizona State (2005 Insight) 43 by Notre Dame (2013 Pinstripe)
Fewest Rushing Attempts	26 vs. Notre Dame (2013 Pinstripe) 29 vs. Arizona State (1978 Garden State)	21 by Kansas State (2006 Texas) 27 by NC State (2008 PapaJohns.com)
Most Rushing Yards	340 vs. North Carolina (2014 Quick Lane) 292 vs. Ball State (2008 International)	219 by North Carolina (2014 Quick Lane) 212 by Arizona State (2005 Insight)
Fewest Rushing Yards	67 vs. Virginia Tech (2012 Russell Athletic) 80 vs. Notre Dame (2013 Pinstripe)	3 by Virginia Tech (2012 Russell Athletic) 31 by Kansas State (2006 Texas)
Most Points Scored	52 vs. Ball State (2008 International) 45 vs. UCF (2009 St. Petersburg)	40 by Arizona State (2005 Insight) 30 by Ball State (2008 International)
Longest Margin of Victory	27 (37-10) vs. Kansas State (2006 Texas) 22 (52-30) vs. Ball State (2008 International)	16 (34-18) by Arizona State (1978 Garden State) 13 (29-16) by Notre Dame (2013 Pinstripe)
Most Field Goals Attempted	5 vs. Kansas State (2006 Texas) 4 vs. Arizona State (2005 Insight)	6 by Notre Dame (2013 Pinstripe) 4 by Iowa State (2011 Pinstripe)
	4 vs. NC State (2008 PapaJohns.com)	
Most Field Goals Made	4 vs. Arizona State (2005 Insight) 3 vs. Kansas State (2006 Texas)	5 by Notre Dame (2013 Pinstripe) 3 by Ball State (2008 International)
	3 vs. NC State (2008 PapaJohns.com)	
Total Offense	595 vs. Ball State (2008 International) 532 vs. Arizona State (2005 Insight)	679 by Arizona State (2005 Insight) 494 by Notre Dame (2013 Pinstripe)
Fewest Yards	196 vs. Virginia Tech (2012 Russell Athletic) 236 vs. Notre Dame (2013 Pinstripe)	162 by Kansas State (2006 Texas) 196 by Virginia Tech (2012 Russell Athletic)
Most First Downs	25 vs. Ball State (2008 International) 24 vs. Arizona State (2005 Insight)	33 by Arizona State (2005 Insight) 31 by Notre Dame (2013 Pinstripe)
Fewest First Downs	14 vs. Virginia Tech (2012 Russell Athletic) 14 vs. Arizona State (1978 Garden State)	6 by Kansas State (2006 Texas) 12 by Virginia Tech (2012 Russell Athletic)
Most Penalties	10 vs. Arizona State (1978 Garden State) 10 vs. UCF (2009 St. Petersburg)	14 by Virginia Tech (2012 Russell Athletic) 11 by Arizona State (2005 Insight)
Most Penalty Yards	80 vs. UCF (2009 St. Petersburg)	102 by Arizona State (2005 Insight) 95 by Virginia Tech (2012 Russell Athletic)

INDIVIDUAL RECORDS

Most Passing Completions	24 by Ryan Hart vs. Arizona State (2005 Insight) 22 by Mike Teel vs. NC State (2008 PapaJohns.com)
Most Passing Attempts	40 by Gary Nova vs. Virginia Tech (2012 Russell Athletic) 38 by Ryan Hart vs. Arizona State (2005 Insight)
Most Passing Yards	374 by Ryan Hart vs. Arizona State (2005 Insight) 319 by Mike Teel vs. NC State (2008 PapaJohns.com)
Most Touchdown Passes	3 by Ryan Hart vs. Arizona State (2005 Insight) 3 by Mike Teel vs. Ball State (2008 International)
Most Interceptions Thrown	3 by Chas Dodd vs. Notre Dame (2013 Pinstripe) 3 by Bob Hering vs. Arizona State (1978 Garden State)
Most Punts	10 by Justin Doerner vs. Virginia Tech (2012 Russell Athletic) 8 by Deron Cherry vs. Arizona State (1978 Garden State)
Highest Punting Average	50.3 by Joe Radigan vs. Arizona State (2005 Insight) 49.7 by Justin Doerner vs. Iowa State (2011 Pinstripe)
Blocked Punts	1 by Kevin Malast vs. NC State (2008 PapaJohns.com)
Blocked Field Goals	1 by Lorenzo Waters vs. North Carolina (2014 Quick Lane) 1 by Justin Francis vs. Iowa State (2011 Pinstripe)
Most Receptions	7 by Clark Harris vs. Kansas State (2006 Texas) 7 by Tres Moses vs. Arizona State (2005 Insight)
Most Receiving Yards	125 by Kenny Britt vs. Ball State (2008 International) 122 by Clark Harris vs. Kansas State (2006 Texas)
Most Touchdown Receptions	2 by Tim Brown vs. Kansas State (2006 Texas) 1 by 13 players
Most Rushing Attempts	35 by Ray Rice vs. Ball State (2008 International)
Most Rushing Yards	282 by Ray Rice vs. Ball State (2008 International) 202 by Josh Hicks vs. North Carolina (2014 Quick Lane)
Most Rushing Touchdowns	4 by Ray Rice vs. Ball State (2008 International) 2 by Robert Martin vs. North Carolina (2014 Quick Lane)
	2 by Jawan Jamison vs. Iowa State (2011 Pinstripe) 2 by Mohamed Sanu vs. UCF (2009 St. Petersburg)
Most Points Scored	24 by Ray Rice vs. Ball State (2008 International) 18 by Mohamed Sanu vs. UCF (2009 St. Petersburg)
Most Field Goals Attempted	5 by Jeremy Ito vs. Kansas State (2006 Texas) 4 by San San Te vs. NC State (2008 PapaJohns.com)
	4 by Jeremy Ito vs. Arizona State (2005 Insight)
Most Field Goals Made	4 by Jeremy Ito vs. Arizona State (2005 Insight) 3 by San San Te vs. NC State (2008 PapaJohns.com)
	3 by Jeremy Ito vs. Arizona State (2005 Insight)
Most Interceptions	2 by Brandon Jones vs. Virginia Tech (2012 Russell Athletic)

RUTGERS LONG PLAYS

Longest Rush	90, Ray Rice vs. Ball State (2008 International)
Longest Pass	86, Chas Dodd to Brandon Coleman vs. Iowa State (2011 Pinstripe)
Longest Punt	58, Joe Radigan vs. Arizona State (2005 Insight)
Longest Field Goal	53, Jeremy Ito vs. Ball State (2008 International)
Longest Kickoff Return	51, Janarion Grant vs. Notre Dame (2013 Pinstripe)
Longest Interception Return	36, Bob Hynoski vs. Arizona State (1978 Garden State)

OPPONENT LONG PLAYS

Longest Rush	36, Chris Clancy of Ball State (2008 International)
Longest Pass	42, Rudy Carpenter to Matt Miller of Arizona State (2005 Insight)
Longest Punt	57, AJ Hughes of Virginia Tech (2012 Russell Athletic)
Longest Field Goal	49, Kyle Brindza of Notre Dame (2013 Pinstripe)
Longest Punt Return	76, Yamon Figurs of Kansas State (2006 Texas)
Longest Kickoff Return	65, Quincy McDuffie of UCF (2009 St. Petersburg)
Longest Interception Return	32, Antone Exum of Virginia Tech (2012 Russell Athletic)



ERIC FOSTER

ALL-TIME CONFERENCE SERIES

American Athletic	78-53-2
Cincinnati	9-9-1
Connecticut	22-11
Houston	0-1
Navy	13-11-1
SMU	1-0
Temple	20-16
Tulane	5-2
UCF	1-1
USF	7-2

Atlantic Coast	45-111-2
Boston College	6-19-1
Duke	2-2
Georgia Tech	0-1
Louisville	7-6
Miami	0-11
North Carolina	4-3
NC State	1-0
Pittsburgh	8-22
Syracuse	12-30-1
Virginia	2-3
Virginia Tech	3-12
Wake Forest	0-2

Big 12	7-36-2
Iowa State	1-0
Kansas	1-1
Kansas State	1-0
Texas	0-2
West Virginia	4-33-2

Big Ten*	20-67 (7-36)
Illinois	2-3 (1-2)
Indiana	2-3 (2-3)
Iowa	0-1 (0-1)
Maryland	6-8 (2-3)
Michigan	1-4 (1-4)
Michigan State	3-7 (0-5)
Minnesota	0-1 (0-1)
Nebraska	0-4 (0-3)
Northwestern	3-1 (0-1)
Ohio State	0-5 (0-5)
Penn State	2-27 (0-5)
Purdue	1-0 (1-0)
Wisconsin	0-3 (0-3)

Conference USA	2-0
Florida International	2-0

Mid-American	12-5-1
Akron	1-0
Ball State	1-0-1
Buffalo	5-2
Eastern Michigan	1-1
Kent State	2-1
Ohio	2-1

Mountain West	3-4
Air Force	1-1
Fresno State	0-2
Hawaii	1-1
New Mexico	1-0

Pacific-12	1-7
Arizona State	0-2
California	0-2
Washington	0-2
Washington State	1-1

Southeastern	7-11-2
Alabama	0-2
Arkansas	2-0
Auburn	0-1
Florida	0-1-1
Kentucky	2-2-1
Louisiana State	1-0
Tennessee	1-3
Vanderbilt	1-2
Sun Belt	1-0
Texas State	1-0

Independent	24-25
Army West Point	22-18
Massachusetts	2-2
Notre Dame	0-5


FCS Programs	265-231-13
Boston University	11-2
Brown	6-5
Bucknell	12-4
Colgate	27-15
Columbia	23-21-5
Cornell	6-5
Dartmouth	0-1
Delaware	15-13-3
Fordham	8-5-1
Harvard	3-2
Holy Cross	8-11
Howard	5-0
Lafayette	41-30-1
Lehigh	43-30-1
Maine	1-0
Morgan State	4-0
New Hampshire	1-1
Norfolk State	4-0
North Carolina Central	1-0
Pennsylvania	6-11
Princeton	17-53-1
Richmond	6-0-1
Texas Southern	1-0
Villanova	8-7
William & Mary	6-4
Yale	2-11

Other Programs	185-109-20
Albright	2-0
Alfred	3-0
ASTP (Rutgers)	1-0
Bethany	0-1
Brooklyn College	0-1
Catholic	1-1
CCNY	7-0
Columbia Athletic Club	1-1-1
Crescent Athletic Club	1-1
Detroit	0-1
Dickinson	1-0
Drexel	1-0
Elizabeth Athletic Club	0-2
Fort Monmouth	1-0-1
Fort Wadsworth	1-0
Franklin & Marshall	3-4-2
George Washington	2-1
Great Lakes Naval Transport Station	0-1
Hamilton	4-0
Hamilton Fish All-Stars	1-0
Hampden-Sydney	2-0
Haverford	5-9-3

Hobart	2-0
Hoboken Naval Transport Station	1-0
Irvington Athletic Club	0-1
Jefferson Med School	0-1
Johns Hopkins	3-0
Knickerbocker Athletic Club	0-1
League Island Marines	1-0
Lebanon Valley	1-0
Manhattan	3-3
Manhattan Athletic Club	3-0
Marietta	4-0
Muhlenberg	6-0-1
New Jersey Athletic Club	1-0
New York Agricultural College	1-0
New York Athletic Club	2-2
New York Law	1-0
New York Univ.	23-18-2
Newark Athletic Club	2-0
Newport NR	1-0
Ohio Wesleyan	1-0-1
Orange Athletic Club	1-3
Pelham Bay Naval Transport Station	1-0
Penn Medical	0-0-1
Penn Military	4-1-1
Providence	3-1-1
Quantic Marines	0-1
Rensselaer Poly	5-0
Rhode Island State	1-0
Ridgefield Athletic Club	2-0
Roseville Athletic Club	1-0
St. Bonaventure	1-0
St. John's (MD)	2-0
St. Lawrence	2-0
Schuylkill Athletic Club	1-0
Seton Hall	0-1
Springfield	12-1
Stevens	28-13-5
Susquehanna	1-0
Swarthmore	5-9
Tampa	0-1
Trinity	1-1
Tufts	1-0
Union	3-7
US Merchant Marine Academy	1-0
Ursinus	9-8
Vermont	2-0
Vineland Athletic Club	1-0
Washington College	0-1
Washington & Jefferson	0-3
Washington & Lee	1-0-1
Wesleyan	1-6
West Chester Teachers	0-1
Western Reserve	1-0
Williams	0-2
Wooster	1-0

Programs are designated by current conference affiliation, not necessarily the conference at the time of playing Rutgers.

* - record in parentheses indicates Big Ten Conference games since 2014



OPPONENT SERIES

BIG TEN	MICHIGAN STATE
ILLINOIS	3-7
2-3	(H: 1-3, A: 2-4)
(H: 1-2, A: 1-1)	1988 A W 17-13
2005 A L 33-30 (OT)	1990 GS L 34-10
2006 H W 33-0	1991 A W 14-7
2016 H L 24-7	2003 A L 44-28
2017 A W 35-24	2004 H W 19-14
2018 H L 38-17	2014 A L 45-3
	2015 H L 31-24
	2016 A L 49-0
	2017 H L 40-7
	2018 A L 14-10
INDIANA	MINNESOTA
2-3	0-1
(H: 1-2, A: 1-1)	(A: 0-1)
2014 H W 45-23	2016 A L 34-32
2015 A W 55-52	NEBRASKA
2016 H L 33-27	0-4
2017 A L 41-0	(H: 0-1, A: 0-2, N: 0-1)
2018 H L 24-17	1920 PG L 28-0
	2014 A L 42-24
	2015 H L 31-14
	2017 A L 27-17
IOWA	NORTHWESTERN
0-1	3-1
(H: 0-1)	(H: 1-1, A: 1-0, N: 1-0)
	1919 Newark W 28-0
MARYLAND	1989 A W 38-27
6-8	1991 H W 22-18
(H: 4-3, A: 2-4, N: 0-1)	2018 H L 18-15
1920 H W 6-0	OHIO STATE
1921 H L 3-0	0-5
1925 Phila. L 16-0	(H: 0-2, A: 0-3)
1939 H W 25-12	2014 A L 56-17
1940 A L 14-7	2015 H L 49-7
1941 H W 20-0	2016 A L 58-0
1942 A L 27-13	2017 H L 56-0
2007 H L 34-24	2018 A L 52-3
2009 A W 34-13	PENN STATE
2014 A W 41-38	2-27
2015 H L 46-41	(H: 0-12, A: 2-15)
2016 A L 31-13	1918 A W 26-3
2017 H W 31-24	1950 A L 18-14
2018 A L 34-7	1951 H L 13-7
	1952 A L 7-6
	1953 H L 54-26
	1954 A L 37-14

1955 H L 34-13
1977 GS L 45-7
1978 A L 26-10
1979 A L 45-10
1982 A L 49-14
1983 GS L 36-25
1984 A L 15-12
1985 GS L 17-10
1986 A L 31-6
1987 A L 35-21
1988 A W 21-16
1989 GS L 17-0
1990 A L 28-0
1991 A L 37-17
1992 GS L 38-24
1993 A L 31-7
1994 A L 55-27
1995 GS L 59-34
2014 H L 13-10
2015 A L 28-3
2016 H L 39-0
2017 A L 35-6
2018 H L 20-7
PURDUE
1-0
(H: 1-0)
2017 H W 14-12

WISCONSIN
0-3
(H: 0-1, A: 0-2)
2014 H L 37-0
2015 A L 48-10
2018 A L 31-17

NON-CONFERENCE
AIR FORCE
1-1
(H: 1-0, A: 0-1)
1973 A L 31-14
1974 H W 20-3
AKRON
1-0
(H: 1-0)
1990 H W 20-17
ALABAMA
0-2
(H: 0-1, A: 0-1)
1980 GS L 17-13
1981 A L 31-7
ALBRIGHT
2-0
(H: 2-0)
1915 H W 53-0
1928 H W 19-0
ALFRED
3-0
(H: 3-0)
1925 H W 19-3
1927 H W 42-0
1941 H W 34-0
ARIZONA STATE
0-2
(N: 0-2)
1978 N L 34-18
Garden State Bowl
2005 N L 45-40
Insight Bowl
ARKANSAS
2-0
(H: 1-0, A: 1-0)
2012 A W 35-26
2013 H W 28-24
ARMY WEST POINT
22-18
(H: 12-5, A: 10-13)
1891 A W 27-6
1900 A L 23-0
1911 A L 18-0
1912 A L 19-0

OVERTIME HISTORY

Date	Opponent	Overtimes	Result	Score
10/5/2013	at SMU	3OT	W	55-52
8/29/2013	at Fresno State	OT	L	52-51
12/28/2012	vs. Virginia Tech (Russell Athletic Bowl)	OT	L	13-10
11/5/2011	USF	OT	W	20-17
10/1/2011	at Syracuse	2OT	W	19-16
10/16/2010	Army (New Meadowlands Stadium)	OT	W	23-20
12/2/2006	at #15 West Virginia	3OT	L	41-39
9/3/2005	at Illinois	OT	L	33-30
11/11/2000	West Virginia	2OT	L	31-24
11/13/1999	Syracuse	OT	W	24-21
10/25/1997	Pittsburgh	2OT	L	55-48

VICTORIES OVER RANKED OPPONENTS

Date	Opponent	AP Rank	Score
11/12/2009	USF	23	31-0
10/25/2008	at Pittsburgh	17	52-34
10/18/2007	USF	2	30-27
11/9/2006	Louisville	3	28-25
9/24/1988	at Penn State	15	21-16
9/10/1988	at Michigan State	15	17-13
11/10/1984	West Virginia	19	23-19
11/3/1979	at Tennessee	17	13-7
11/2/1946	at Harvard	17	13-0

NCAA FOOTBALL BOWL SUBDIVISION RECORDS

Teams Having 3,000-Yard Passer, 2,000-Yard Rusher & Two 1,000-Yard Receivers in Same Season
 2007: Mike Teel (3,147 passer), Ray Rice (2,012 rusher), Kenny Britt (1,232 receiver), Tiquan Underwood (1,100 receiver)

Longest Fumble Return for a Touchdown (Three Occurrences)
 100: Paul Rivers vs. Pittsburgh (10/28/1995)

Most Touchdowns Scored on Kick Returns, Punt Return & Kick Return in Game (12 Occurrences)
 2: Janarion Grant vs. Washington State (9/12/2015)

Most Two-Point Attempts Made Per Game in a Season
 2.22 in 1958 (20-for-31 in nine games)

Season Scoring Leader
 11.6 in 1973: "JJ" Jennings (128 points on 21 touchdowns and a two-point conversion in 11 games)


Season Punt Return Average Leader
 15.0 in 1976: Henry Jenkins (449 returns on 30 returns)

Team Season Scoring Offense Leader
 33.4 in 1958

Team Season Rushing Defense Leader
 83.9 in 1976

Team Season Total Defense Leader
 179.2 in 1976

Team Season Scoring Defense Leader (Tied)
 7.4 in 1976



VII

HISTORY & TRADITION



RUTGERS VS. PRINCETON, 1869

THE FIRST FOOTBALL GAME

Rutgers and Princeton played the first game of intercollegiate football on Nov. 6, 1869, on a plot of ground where the present-day Rutgers gymnasium now stands in New Brunswick, N.J. Rutgers won that first game, 6-4.

The game was played with two teams of 25 men each under rugby-like rules, but like modern football, it was “replete with surprise, strategy, prodigies of determination and physical prowess,” to use the words of one of the Rutgers players.

At 3 p.m. on that memorable afternoon, the 50 competitors and about 100 spectators gathered on the field. To distinguish themselves from the bareheaded visitors, 50 Rutgers students, including players, donned scarlet-colored scarves which they converted into turbans.

Events leading up to the game were described by John W. Herbert, Rutgers '72, who was one of the players: “To appreciate this game to the fullest you must know something of its background,” Herbert wrote in 1933. “The two colleges were, and still are, of course, about 20 miles apart. The rivalry between them was intense. For years each had striven for possession of an old Revolutionary cannon, making night forays and lugging it back and forth time and again. Not long before the first football game, the canny Princetonians had settled this competition in their own favor by ignominiously sinking the gun in several feet of concrete. In addition to this, I regret to report, Princeton had beaten Rutgers in baseball by the harrowing score of 40-2. Rutgers longed for a chance to square things.”

A challenge for the game was issued by Rutgers. Three games were to be played that year. The first, played at New Brunswick, was won by Rutgers. Princeton won the second game, but cries of “over-emphasis” prevented the third game in football’s first year when faculties of both institutions protested on the grounds that the games were interfering with student studies. An analytical account of the game appeared in the November, 1869 issue of the *Targum*, Rutgers’ undergraduate newspaper.

“To describe the varying fortunes of the match, game by game, would be a waste of labor for every game was like the one before,” wrote the student reporter. “There was the same headlong running, wild shouting, and frantic kicking.

“To sum up, Princeton had the most muscle, but didn’t kick very well, and wanted organization. They evidently don’t like to kick the ball on the ground. Our men, on the other hand, though comparatively weak, ran well, and kicked well throughout. But their great point was the organization, for which great praise is due to the captain. The right men were always in the right place.”

One of the Princeton players, William Preston Lane, in 1933 contended in a newspaper interview that Rutgers “ran us Princeton men out of town. I never found out why they did that,” he related. “But we don’t ask any questions. When we saw them coming after us, we ran to the outskirts of New Brunswick and got into our carriages and wagons and went away as fast as we could.”

Lane’s contention is refuted in the *Targum* account. “After the match the players had an amicable “feed together,” the paper reported. “At 8 o’clock our guests went home, in high good spirits, thirsting to beat us next time, if they can.”

Regardless of what actually happened after the first game, football was here to stay. Rutgers got Columbia University started in the grid sport the following season and in a few years most of the colleges and universities in the East were represented on the gridiron.

THE BIRTHPLACE OF COLLEGE FOOTBALL

Parts of this article were written by John Bruns, former long-time sports writer for the Home News and the Easton Times-Express.

When Rutgers defeated Princeton in 1869, the setting was quite different than it is today. The game was contested on a field along College Avenue in New Brunswick. There were not tens of thousands of cheering fans in a multi-million dollar stadium. There was no manicured grass field or electronic scoreboard. There was no elaborate athletic equipment or television cameras. But on that fall day in 1869, those students established a tradition of quality football programs, competitiveness and school spirit that continues at Rutgers, the birthplace of intercollegiate football.

Now 148 years later entering the 2017 season, Rutgers has had many historical moments, outstanding athletes and memorable triumphs over the years.

However, those historic moments were difficult to predict during the early years when intercollegiate football scheduling was inconsistent. For example, Rutgers won six of 10 games in 1882, but played only one game in 1885. Similarly, the Scarlet Knights went 8-6 in 1891, but two years later played only four games. By the early 1900s, scheduling had become more consistent and football became more popular across the country.

The eight wins of 1891 were not matched until Rutgers went 8-1 in 1947 with one of the most successful teams of coach Harvey Harman in the Golden Era immediately following World War II. That team, quarterbacked by Frank Burns, who would later become Rutgers’ most successful coach, lost its opener to Columbia and then swept through eight-straight opponents.

In 1913, coach George Foster Sanford began a tradition of success among Rutgers coaches in their inaugural year by leading his team to a 6-3 mark. He then flirted with two perfect seasons, improving the team to 7-1 in 1915 and 7-1-1 in 1917.

Those two seasons, which featured All-American Paul Roberson, were among Rutgers’ best. The Scarlet Knights outscored opponents by an average of 44-3 in 1915 and 33-2 in 1917. Sanford, a member of Rutgers’ Hall of Fame, also helped to introduce Rutgers to the New York metropolitan area, playing games at the Polo Grounds against teams like Notre Dame, Nebraska, Louisiana State and West Virginia. A few years later, in 1924, two-time All-America end and fullback Homer Hazel coached coach John Wallace continue the tradition of first-year coaching success, as Rutgers posted a 7-1-1 mark.

Harvey Harman also had a successful first season, going 7-1 in 1938, the year Rutgers dedicated the original Rutgers Stadium. Rutgers won the dedication game, 20-18, over Princeton.

Harman, however, was replaced by former coach Harry Rockafeller during World War II. His tenure included an 8-1 season in 1947 when Rutgers, dominated by WWII veterans, registered a combined record of 27-7 from 1945-48.

When John Steigman coached Rutgers from 1956-59, he brought back the single-wing formation to the Scarlet Knight offense, and led Rutgers to an 8-1 mark in 1958. The only loss of that season, 13-12 to the Quantico Marines, came when All-American tailback Billy Austin had to miss a game due to a broken hand.

Another first-year coach got off to an impressive start when John Bateman first went 8-1 in 1960. That campaign was followed by Rutgers’ first undefeated season in 1961, when the team went 9-0, capping the season with a fourth-quarter, 25-point comeback win over Columbia. That team included All-American center Alex Kroll, and was ranked 15th nationally. In his 11 seasons, Bateman led Rutgers to 73 wins in 124 games.

In 1973, Frank Burns took the reins of Rutgers football and became the most successful Rutgers coach ever by building teams recognized for fundamentals and defense. Burns himself was also known as a fierce linebacker and won the Most Valuable Player Award in the 1949 College All-Star game, when he made 17 tackles against the New York Giants. The Burns’ defenses were led by linebackers Ed Steward, Jim Hughes, Jim Dumont and defensive end Nate Toran. Burns’ first team went 6-5, while running back “JJ” Jennings rushed for 1,353 yards (third in Rutgers history) and 21 touchdowns (second).

Over the next five seasons, Burns’ teams won at least seven games each season, including a five-season stretch from 1975-79 when Rutgers’ winning percentage was .803 with a record of 45-11. The jewel in the crown of Burns’ tenure as Rutgers’ coach was the 1976 season, when the team was perfect at 11-0, establishing the best season ever at Rutgers. During Burns’ 11 seasons at Rutgers, the Scarlet Knights won nearly two-thirds of their games (78-44). He also took Rutgers to its first bowl appearance – the Garden State Bowl – at Giants Stadium against Arizona State in 1978.

Doubtless, the biggest win of the Burns era was the 13-7 upset of Tennessee on November 3, 1979 in Knoxville. Burns called it “the greatest of my coaching career.”

The following year, 1980, Rutgers had one of its great “near-misses” of its long history when the Scarlet bowed, 17-13, to a highly-favored Alabama team coached by Bear Bryant at Giants Stadium. The gracious Bryant said, “We didn’t beat Rutgers. All I can say is we won.”

In 1984 when Dick Anderson was named head coach, a renewed commitment to football at Rutgers was backed by a \$3 million state-funded package. Those funds helped finance the artificial surface practice fields, the practice “Bubble” and the Hale Center, which includes locker rooms, offices, a weight-training area and medical facilities for the football team.

Anderson won seven of 10 games in his inaugural season. Other highlights of his years at Rutgers include upset wins over such nationally-ranked teams as Penn State and Michigan State, and a nationally-televised victory over Northwestern in the program’s 1,000th game. Anderson’s teams produced some of the most exciting players in Rutgers history, including record-breaking passer Scott Erney, career tackles leader



FRANK BURNS, 1961

Tyrone Stowe (533 from 1983-86) and football/baseball star Eric Young. Anderson's last game at Rutgers was a memorable one. It was the 1989 Emerald Isle Classic versus Pittsburgh in Dublin, Ireland, the first time a Rutgers team played overseas.

Doug Graber became the Scarlet Knights' 23rd coach in 1990 and placed an emphasis on recruiting the best talent in the state of New Jersey. His first recruiting class included three first team all-state selections and two second-team All-State selections among the 12 recruits from New Jersey.

Another major boost for Rutgers came in 1991 when Rutgers joined the Big East Conference and won its first league game over Boston College, 20-13. The team went 13-9 in its first two years in the league, including a 4-2 mark in 1992.

The 1994 season celebrated not only the 125 years of college football, but also the return of the newly-renovated and expanded Rutgers Stadium. The return was a welcomed one. Rutgers teams have been at their best at the stadium, compiling a 237-120-4 (.662) record there since 1938. The new stadium has been quite a different setting than that of the first college football game played 130 years ago, as the Scarlet Knights are playing for their own place in history as they continue the college football tradition that was born "On the Banks of the Old Raritan."

1998 Big East Coach of the Year Terry Shea concluded his tenure in 2000, as the Scarlet Knights opted to take the program in a different direction for the 2001 season. On Dec. 1, 2000, Director of Athletics Bob Mulcahy introduced the newest coach in the storied history of Rutgers football - Greg Schiano. Schiano's first three recruiting classes rejuvenated the football program. In 2003, the team closed strong, upsetting Syracuse, 24-7, in the season finale. In 2004, before the largest crowd ever at the time at Rutgers Stadium (42,612), the Scarlet Knights defeated Michigan State, 19-14.

In 2005, Schiano coached Rutgers to its best record in over a decade, 7-5, and its first bowl bid since 1978. In a Wild West shootout staged at Chase Field in Phoenix, Rutgers fell just short, losing to Arizona State, 45-40, at the Insight Bowl Dec. 27.

In 2006 Schiano was named the National Coach of the Year and Big East Coach of the Year, as the Scarlet Knights earned their first national top-10 ranking in 2006 and won 11 games for the second time in school history. The campaign included a thrilling win 28-25 over No. 3/4 Louisville in front of a Thursday night national audience on ESPN. The comeback victory, with RU overcoming an 18-point deficit, became one of the turning points in modern Rutgers history as fans stormed the field to ignite "Pandemonium in Piscataway." Rutgers ended the season with a ranking of No. 12 in the national polls.

The success Rutgers achieved on the field was something Schiano envisioned from the first day he became the leader of the Scarlet Knights. At his introductory press conference, Schiano stated, "We're going to win at Rutgers and we're going to do it the right way." The 2006 season was complete with a convincing 37-10 victory over Kansas State in the Texas Bowl, the first bowl championship in school history. In addition, Brian Leonard was the recipient of the Draddy Trophy, known as the Academic Heisman.

The program won eight more games in 2007, including the highest ranked win in program history with a 30-27 victory over No. 2 USF. The season concluded with a dominating 52-30 victory over Ball State at the International Bowl in Toronto. Ray Rice ran for a school-record 280 rushing yards on the day to bring his career total to 4,926, a program high. An All-America pick and Heisman Trophy candidate, the running back also set the Scarlet Knight standards for attempts (910), touchdowns (49) and 100-yard games (25).

The 2008 campaign for the Scarlet Knights started slowly, but the program relied on a strong foundation built by Schiano and together as a family Rutgers turned in seven consecutive victories to close out the season - culminating in a 29-23 victory over NC State in the PapaJohns.com Bowl. In 2009, the Scarlet Knights saw a number of milestones set en route to a record of 9-4, including a 45-24 victory over UCF in the St. Petersburg Bowl.

Prior to Schiano's arrival at Rutgers, the Scarlet Knights had never fielded a receiver who had gained 1,000 yards in a season. In 2009, Tim Brown became the fourth during his tenure to eclipse the mark. Brown also became the school's all-time leader in receiving touchdowns, passing RU's initial first round draft pick Kenny Britt. RU had two first round picks in 2010, with Anthony Davis being the highest pick in program history at No. 11 by the San Francisco 49ers. Devin McCourty was selected at No. 27 by the New England Patriots.

While the results on the field did not favor Rutgers in 2010, the world was introduced to Eric LeGrand. The junior defensive tackle suffered a spinal cord injury at MetLife Stadium Oct. 16 against Army, but he did not let the condition bring him down. LeGrand has become a public figure and has raised countless dollars towards spinal cord research. He became the first Scarlet Knight in the 144 years of the football program to have his number retired during halftime of the Sept. 14, 2013 game against Eastern Michigan.

Rutgers returned to a bowl game in 2011 with a trip to the New Era Pinstripe Bowl. It was the second game of the season for the team at Yankee Stadium. The Scarlet Knights defeated Army during the regular season before beating Iowa State in the bowl game. Wide receiver Mohamed Sanu set the school record with 115 receptions on the season and was drafted in the third round of the NFL Draft by the Cincinnati Bengals.

Following the season, head coach Greg Schiano took the head coaching job with the Tampa Bay Buccaneers to end an 11-year tenure. Kyle Flood, who joined the program in 2005, was promoted from the staff to the lead position several days later.

Flood made an immediate impact on the Rutgers program with a successful first season, as he led the school to its first Big East Championship in 2012, ending with a 9-4 record and 5-2 record in the league. Flood was named the Big East Coach of the Year, an honor he shared with Louisville's Charlie Strong. Flood's nine regular season victories were the most by any first-year coach in Rutgers history, as eight players garnered All-Big East honors. Khaseem Greene totaled 136 tackles to earn Big East Defensive Player of the Year for the second consecutive season, in addition to All-America status. The defensive unit was among the best in school history, ranking fourth nationally in scoring defense, tied for ninth in turnovers gained and 10th in total defense.

Offensively, wide receiver Brandon Coleman established himself as one of the nation's premier deep threats by scoring 10 touchdowns during the season, tied for the most in school history. He would end up with 20 in his career, tied with Brown for the school record.

The year culminated with a trip to the Russell Athletic Bowl in Orlando to face Virginia Tech. However, the Scarlet Knights fell 13-10 in overtime. In the offseason, Rutgers had 12 players signed by NFL teams, with a school-record seven selected in the NFL Draft.

Rutgers came out of the gates in 2013 with a 4-1 start through September. Following a 52-51 loss in overtime at Fresno State, RU rattled off four straight wins. The winning streak was highlighted by a comeback win over Arkansas in the first visit by an SEC team to High Point Solutions Stadium. In its first American Athletic Conference game, Rutgers won in triple overtime at

SMU, 55-52. Other conference victories included a late fourth quarter win with the hurry-up offense versus Temple and a postseason-clinching performance on Senior Night against USF. The 2013 New Era Pinstripe Bowl was the eighth bowl trip in nine years for Rutgers. The Scarlet Knights took on a ranked Notre Dame team inside a sold-out Yankee Stadium.

On July 1, 2014, Rutgers officially joined the Big Ten Conference to usher in a new era in its deep and storied history. Support for the program reached new levels for the Big Ten opener, as a stadium-record 53,774 fans packed High Point Solutions Stadium for a game against Penn State. The Scarlet Knights won their first Big Ten game Oct. 4 over Michigan, with Kemoko Turay leaping to block a potential go-ahead field goal to seal the win and set off a storming of the field. The first road win in conference play came at Maryland after RU erased a 35-10 deficit to win 41-38 in the biggest comeback in school history, which would be matched a year later at Indiana. Senior quarterback Gary Nova threw for 347 yards on a career-best 28 completions in the 2014 win versus the Terrapins, ending his career as the all-time touchdown passing leader (73).

The first year in the Big Ten would be capped off with a convincing 40-21 win over North Carolina in the Quick Lane Bowl, hosted by the Detroit Lions. The Scarlet Knights went 8-5 and earned the Lambert-Meadowlands Trophy, emblematic of the top team in the East in the Bowl Subdivision.

In the second year in the Big Ten, Leonte Carroo closed his time as a Scarlet Knight with 10 receiving touchdowns to raise his school-record total to 29 over 31 games at the position. He averaged a score once every 4.2 receptions over his career, racking up 2,373 yards to join the list of standout wide receivers.

On Dec. 7, 2015, Chris Ash took over the program as the Scarlet Knights continue to establish a presence in the Big Ten and nationally.

After Ash's first season in Piscataway, Rutgers Athletics announced the opening of the Marco Battaglia Football Practice Complex. The upgraded facility, part of the "R Big Ten Build" fundraising initiative, features two new grass fields; complete with rebuilt drainage and a new irrigation system as well as a state-of-the-art LED lighting system.

Rutgers showed marked improvement in year two under Ash, as the Scarlet Knights doubled their win total from the previous year and matched a program-best conference win total, which included Big Ten wins against Illinois, Maryland and Purdue.

In preparation of the 150th anniversary of college football, Rutgers launched a year-long commemoration of its historic contribution to the sport on November 6, 2018. As the birthplace of college football, Rutgers celebrates the tradition, history and pageantry of 150 years of football "On the Banks."



COLLEGE FOOTBALL HALL OF FAME

**PAUL ROBESON**

Paul Robeson played four years for the famous coach, G. Foster Sanford. Rutgers had a 22-6-3 record in that time. In 31 games, Rutgers scored 941 points to opponents' 191. Robeson was a powerful contributor to that record. Robeson was a two-time All-America end. Frank Menke named him All-America in 1917 and 1918. Walter Camp picked him in 1918. (Camp did not name an All-America team in 1917.) Following college, Robeson played three years as a pro - 1920 with Hammond, 1921 with Akron and 1922 with Milwaukee - in the American Professional Football League. He obtained his law degree in 1923. At Rutgers, Robeson was elected to Phi Beta Kappa and was valedictorian of the class of 1919. He won the college oratorical contest four-straight years and gave the commencement address at graduation. Robeson won 12 letters in four sports - four in football, three each in basketball and baseball, and two in track. He stood 6-3 in height and his weight was listed at 191 in early years, at 215 his senior season. This man of many talents became an actor, singer and lecturer. He was on Broadway and in the movies. His rich basso made his signature song "Ol' Man River" a classic. He starred in plays, such as "The Emperor Jones," "Othello," "Showboat," as well as many others, in the U.S., Europe and Africa. In 1925 he made a recording that sold 55,000 copies in four months. In 1972 he received the Whitney Young Memorial Award. *Ebony Magazine* called him "one of the 10 most important black men in American history." Paul Robeson was born April 9, 1898, in Princeton, N.J. His father, Rev. William Robeson, had escaped slavery in 1860 in North Carolina at age 15. His mother, Maria Bustill, was a teacher. When Paul was a high school senior, he won the statewide academic test and received a scholarship to Rutgers. In 1915, he was the third African-American to enter Rutgers and the first to play football. He died January 23, 1976. After his tenure at Rutgers, he became an accomplished actor, singer and lecturer, and was commemorated on a US postal stamp.

**ALEX KROLL**

Alex Kroll, a consensus All-American center on Rutgers' first undefeated football team in 1961, is the Scarlet Knights' sixth inductee into the College Football Hall of Fame, as a part of the Class of 1997. Kroll, a 6-2, 228-pound center and linebacker, was a major force in Rutgers compiling a 17-1 record in his two years of play "On the Banks." In 1960, the Knights, under coach John Bateman, were 8-1 and followed up with the school's first undefeated campaign, going 9-0 in 1961. Team captain of the lauded 1961 squad, Kroll was a two-time first-team All-ECAC choice and won first-team All-America honors from the *Associated Press*, *United Press International*, *Newspaper Enterprise Association*, *Look*, and the American Football Coaches Association. Known as a "coach on the field," he was credited with making the quarterback sneak an offensive weapon as Rutgers scored seven touchdowns on that play in 1961 with Kroll clearing the way into the end zone for the signal-caller. He was also a first-team All-East choice by the AP in 1961 and played in the North-South game and the Senior Bowl. In 1960, he was an honorable mention All-American. Following his senior season, he was a second-round draft pick of the New York Titans, playing for one season in 1962. Kroll earned a BA in English Literature in 1962 and was a Henry Rutgers Scholar with a perfect grade point average in his major. He received a National Football Foundation and College Hall of Fame Post-Graduate Scholarship in 1961. In 1986, he was awarded the Silver Anniversary Award from the National Collegiate Athletic Association for his collegiate achievements. Immediately following his last game with the Titans, he joined the workforce at Young & Rubicam, the world's largest independent advertising agency, as a copywriter. After a succession of writing and supervisory jobs in the creative department, he was named executive vice president and worldwide creative director in 1970. He was named president and chief operating officer in 1982 and, four years later, Kroll became chairman of Young & Rubicam. He is retired but still serves as Chairman Emeritus of Young & Rubicam.

**HARVEY HARMAN**

Few men loved the game with the fervor of Harvey Harman, a huge man with a grand smile and a fierce dedication to the sport. A former president of the American Football Coaches Association, Harman received that group's Amos Alonzo Stagg Award, symbolic of outstanding service to the profession. It was not surprising that Harman achieved such acclaim, for he learned his football lessons from two of the game's mentors - Glenn "Pop" Warner and Jack Sutherland - while at Pittsburgh. Harman was a starting tackle for the Panthers before taking his first coaching assignment at Haverford. From there he moved on to Sewanee (the University of the South), Pennsylvania and Rutgers. It was at Rutgers that he had his greatest success, directing the Scarlet Knights to a 26-7-1 record before interrupting his career to serve in the U.S. Navy during World War II. Harman returned to Rutgers after the war and led the Scarlet Knights for another 10 seasons before accepting a position as Executive Director of the National Football Foundation and Hall of Fame, Inc. In that capacity, Harman became known as the goodwill ambassador for football, continuing to serve the game until his death in 1969. His career record lists a slate of 140-104-7.

**HOMER HAZEL**

He parted his dark hair down the middle, in the fashion of the day, and his deep-set eyes glowed with a competitive fire. Homer Hazel, Rutgers' first Hall of Famer, was, without doubt, the most versatile player the Scarlet ever produced. A natural athlete, Hazel excelled in various sports and was most successful as a track and field star. His speed and quickness served him well, for he once recovered his own kickoff in the enemy end zone for a touchdown. Homer led Rutgers to identical 7-1-1 records in his final two seasons, earning All-America laurels in each. He was an end in 1923, when the only Scarlet loss was to West Virginia (27-7). He had Rutgers on the way to an unbeaten finish in 1924 - this time as a hard-hitting fullback - when Bucknell untracked the Scarlet in the final game of the season, 12-7. During the 1924 campaign, Homer Hazel established school records for most points after a touchdown and longest completed pass. He could do it all. Carrying 226 pounds over a 5-foot-11 frame, Homer lettered in football, basketball, baseball and track at Rutgers. He later served as Athletic Director, football and basketball coach at the University of Mississippi for more than five years. He was a golf pro for four years, and a labor relations manager for more than 20 years. Hazel won his first letter in football at Rutgers in 1916. He left school because of a lack of funds. Hazel worked at various jobs and, at age 28, played football again at Rutgers. Walter Camp named him All-America end in 1923, All-America fullback in 1924. Hazel was born June 2, 1895, and died February 3, 1968.

**GEORGE LITTLE**

A graduate of Ohio Wesleyan, George Little opened his coaching career at the University of Cincinnati and produced a two-year record of 10-8-0 before moving up the road to Oxford, Ohio, home of the Miami Redskins, in 1916. There, Little brought the Redskins their first Conference Championship and a 7-0-1 mark. After service in World War I, Little returned to Miami and directed the Red and White to yet another league crown and a three-year post-war record of 20-3-1. He also coached the Miami basketball and track teams, claiming a conference crown in the latter sport. The 1922 and 1923 seasons found Little at Michigan under head coach Fielding Yost, the man he replaced in 1924. That year, Little's Wolverines were 6-2. The next season, Little was in Wisconsin as the new Athletic Director and head coach of the Badgers, and he led his charges to a two-year mark of 11-3-2. His teams displayed imagination and strength on offense, a unique ruggedness on defense. Little wound up his collegiate career as the Athletic Director at Rutgers, and then served as executive secretary of the National Football Foundation and Hall of Fame.

**GEORGE FOSTER SANFORD**

At the entrance to Rutgers Stadium, inscribed upon a bronze plaque, is a tribute to George Sanford. It was financed and installed by his players, the men "...he inspired to deeds beyond themselves." Undoubtedly, Sanford was an inspirational leader of men, a gentleman who excelled as both player and coach. Sanford played center on the 1891 and 1892 Yale teams which held each of their 26 opponents scoreless. Though he was never chosen to an All-America team, a 1927 poll named him the all-time Yale center. Sanford began his coaching career at Columbia (1899-1901), called in to revive the football program which had been abandoned after the 1891 campaign. His 1899 team defeated Yale for the first time ever, and it was at Columbia that Sanford developed the famous "Flying Hurdle Play" which saw Harold Weekes catapulted over the line of scrimmage. Moving to Rutgers (1913-23), Sanford had marked success as his club rolled to a 56-32-5 record. He was hailed as a "miracle worker" in 1917, after his Rutgers team beat the heavily-favored Newport Naval Reserve All-Stars, 14-0. Between his teams at Columbia and Rutgers, Sanford devoted his energy toward a successful insurance brokerage business.



RUTGERS ALL-AMERICANS



HOWARD TALMAN
Offensive Guard 1913
Halfback 1914
Fullback 1915



BOB "NASTY" NASH
Offensive Tackle 1914



JOHN TOOHEY
Defensive Tackle 1914



HARRY J. ROCKAFELLER
End 1915



AL GARRETT
Offensive Guard 1916



PAUL ROBESON
End 1917, 1918



FRANK KELLEY
Running Back 1919



HENRY BENKERT
Halfback 1923



HOMER HAZEL
End 1923
Fullback 1924



JACK GROSSMAN
Defensive Back 1931:
Honorable Mention, AP



FRANK BURNS
Quarterback 1948:
Honorable Mention, AP




JOE DADDARIO
Center 1953:
Honorable Mention, UPI



BRIAN O'HEARN
Center 1954:
Honorable Mention, AP




BOB HOWARD
Offensive Guard 1955:
Honorable Mention, AP



BILL AUSTIN
Running Back 1958:
First Team, AP



BOB SIMMS
End 1958:
Honorable Mention, AP




ALEX KROLL
Center 1960:
Honorable Mention, AP
1961:
First Team AP,
NEA, Sports Review



STEVE SIMMS
Fullback 1960:
Honorable Mention, AP
1961:
Honorable Mention, AP




RICH POLISCASTRO
Quarterback 1969:
Honorable Mention, AP




LARRY CHRISTOFF
Tight End 1972:
Honorable Mention, AP




"JJ" JENNINGS
Running Back 1973:
Honorable Mention, AP




NATE TORAN
Defensive Tackle 1975:
Third Team, AP
1976:
Second Team, AP
First Team, Kodak



JOHN ALEXANDER
Defensive Tackle 1976:
Honorable Mention, AP




JIM HUGHES
Linebacker 1976:
Honorable Mention, AP




HENRY JENKINS
Defensive Back 1976:
Honorable Mention, AP




MARK TWITTY
Wide Receiver 1976:
Honorable Mention, AP




ED STEWARD
Linebacker 1978:
Honorable Mention, AP



DINO MANGIERO
Defensive Tackle 1978:
Third Team, AP




DERON CHERRY
Defensive Back 1980:
Honorable Mention, AP




KEN SMITH
Defensive Back 1980:
Honorable Mention, AP



KEVIN KURDYLA
Offensive Tackle 1980:
Honorable Mention, AP



ED MCMICHAEL
Quarterback 1980:
Honorable Mention, AP




TIM ODELL
Wide Receiver 1980:
Honorable Mention, AP



JIM DUMONT
Linebacker 1982:
Honorable Mention, AP




ALEX FALCINELLI
Placekicker 1982:
Honorable Mention, AP




JOHN OWENS
Offensive Guard 1983:
Honorable Mention, AP



ALAN ANDREWS
Tight End 1984:
Second Team, AP




ANDREW BAKER
Flanker 1984:
Honorable Mention, AP



HAROLD YOUNG
Defensive Back 1984:
Honorable Mention,
Sporting News




TYRONNE STOWE
Linebacker 1985:
Honorable Mention, AP
1986:
Honorable Mention, AP



BRIAN COBB
Flanker 1987:
Honorable Mention, AP




ALEC HOKE
Defensive End 1987:
Honorable Mention, AP



GEORGE BANKOS
Defensive Tackle 1988:
Honorable Mention, AP



SCOTT ERNEY
Quarterback 1988:
Honorable Mention, AP



MATT O'CONNELL
Punter 1988:
Honorable Mention, AP



COURTNEY GREENE
Safety 2005:
(Freshman), Football Writers Association of America, First Team (Freshman), College Football News, Second Team (Freshman), Rivals Third Team (Freshman), The Sporting News



RAY RICE
Running Back 2005:
Third Team (Freshman), The Sporting News, 2006:
Second Team, AP, Walter Camp, The Sporting News, Rivals, SI.com, 2007:
Second Team, AP, Walter Camp, The Sporting News, SI.com, Scout.com



ERIC FOSTER
Defensive Tackle 2006:
First Team, Football Writers of America, 2007:
Second Team, The Sporting News



ANTHONY DAVIS
Offensive Line 2007:
First Team (Freshman), The Sporting News, Rivals Second Team (Freshman), College Football News, Scout.com, 2009:
Second Team, Walter Camp Football Foundation Third Team, AP, Walter Camp, Honorable Mention, Pro Football Weekly



JOE LEFEGED
Safety 2007:
Honorable Mention (Freshman), The Sporting News, Scout.com



STEVE TARDY
Offensive Tackle 1988:
Honorable Mention, AP



ERIC YOUNG
Wide Receiver 1988:
Honorable Mention, AP



JIM GUARANTANO
Running Back 1992:
Honorable Mention, UPI



BRUCE PRESLEY
Running Back 1992:
Second Team (Freshman), Football News



TERRELL WILLIS
Running Back 1993:
First Team (Freshman), Football News, Honorable Mention, UPI, 1994:
Honorable Mention, UPI



KENNY BRITT
Wide Receiver 2008:
Third Team, Associated Press, Phil Steele, Honorable Mention, SI.com



DEVIN MCCOURTY
Defensive Line 2005:
Honorable Mention, Pro Football Weekly



MOHAMED SANU
Wide Receiver 2009:
Honorable Mention (Freshman), CollegeFootballNews.com, 2011:
Fourth Team, Phil Steele, Honorable Mention, SI.com



TOM SAVAGE
Quarterback 2009:
First Team (Freshman), Football Writers Association of America, Third Team (Freshman), Phil Steele's Magazine, Honorable Mention (Freshman), CollegeFootballNews.com



SCOTT VALLONE
Defensive Line 2009:
First Team (Freshman), Football Writers Association of America, Phil Steele's Magazine, Honorable Mention (Freshman), CollegeFootballNews.com



MARCO BATTAGLIA
Tight End 1994:
Honorable Mention, UPI, 1995:
Consensus First Team AP, Walter Camp, Football Coaches Association, Football Writers Association, Football News, Pro and College Football News Weekly, UPI



ALFRED PETERSON
Defensive End 2001:
Third Team (Freshman), The Sporting News



BRIAN LEONARD
Fullback 2003:
Freshman, College Football News, 2004:
First Team, Pro Football Weekly, 2005:
First Team, Pro Football Weekly, 2006:
First Team, Pro Football Weekly, ESPN.com



JEREMY ITO
Placekicker 2004:
Freshman, The Sporting News, 2006:
Honorable Mention, SI.com



RYAN NEILL
Defensive End 2005:
Honorable Mention, SI.com



KHASEEM GREENE
Linebacker 2011:
Third Team, Phil Steele, Honorable Mention, SI.com, 2012:
Second Team, Walter Camp Football Foundation, SI.com, Third Team, Associated Press, CBSSports.com




KALEB JOHNSON
Offensive Line 2011:
First Team (Freshman), Football Writers Association of America, Second Team (Freshman), Rivals.com



TYLER KROFT
Tight End 2013:
Honorable Mention, SI.com



STEVE LONGA
Linebacker 2013:
First Team (Freshman), Sporting News, Second Team (Freshman), Athlon Sports



KEMOKO TURAY
Defensive End 2014:
First Team (Freshman), Football Writers Association of America, Scout (Freshman), Second Team

**ALL-EAST SELECTIONS**

1947	Frank Burns	First Team	QB
	Mike Kushinka	First Team	T
1949	Bucky Hatchett	First Team, Collier's	TE
1951	Jim Monahan	First Team	FB
1954	Brian O'Hearn	First Team, Collier's	C
1955	Bob Howard	Second Team	OG
1957	Bill Austin	First Team	RB
	Richard Oberlander	Honorable Mention	
1958	Bill Austin	First Team	RB
	Larry Muschiatti	Honorable Mention	OG
	Bob Simms	Honorable Mention	End
	Charles Wermuth	Honorable Mention	End
1959	Bob Simms	First Team	End
1960	Alex Kroll	First Team, ECAC	C
	Steve Simms	First Team, ECAC	RB
1961	Alex Kroll	First Team, ECAC/First Team, AP	C
	Sam Mudie	Third Team, AP	QB
	Steve Simms	First Team, AP	FB
1962	Tom Tappen	First Team, ECAC	TE
1963	Tony Hoeflinger	First Team, ECAC	OG
1966	Jack Emmer	First Team, ECAC	SE
1967	Bruce Van Ness	First Team, ECAC	RB
	Rookie of the Year		
1968	Bryant Mitchell	First Team, ECAC	RB
1969	Jim Benedict	First Team, AP	SE
	Sam Chapman	Honorable Mention, AP	DB
	Steve Ferrughelli	Honorable Mention, AP	RB
	Rich Policastro	First Team, AP	QB
	Lee Schneider	Honorable Mention, AP	LB
	Bruce Van Ness	Honorable Mention, AP	RB
1970	Sam Picketts	First Team, ECAC/HM, AP	LB
	Larry Clymer	Second Team, AP	DB
	Mike Kizis	Honorable Mention, AP	OT
	Mike Pellowski	Honorable Mention, AP	DT
1971	Sam Picketts	First Team, ECAC	LB
	Second Team, AP		
	Ed Jones	Honorable Mention, AP	DB
1972	Larry Christoff	First Team, AP	TE
	"JJ" Jennings	First Team, ECAC/AP	RB
	Andy Tighe	First Team, ECAC	OG
	Leo Gasienica	Honorable Mention, AP	QB
	Dave Rinehimer	Honorable Mention, AP	OG
1973	"JJ" Jennings	First Team, ECAC/AP	RB
	Steve Allen	Second Team, AP	DT
	Ed Jones	Second Team, AP	DB
	Andy Tighe	Second Team, AP	OG
	Tom Sweeney	Honorable Mention, AP	SE
1974	Tom Holmes	First Team, ECAC/HM, AP	LB
	Ed Jones	First Team, ECAC/NY Times	DB
	Paul Krasnavage	First Team, ECAC/NY Times	DT
	Nate Toran	First Team, AP/NY Times	DE
	Andy Zdobylak	First Team, ECAC/HM, AP	C
	Tony Pawlik	Honorable Mention, AP	DB
1975	Curt Edwards	First Team, ECAC	FB
	Tony Ray	First Team, ECAC	OG
	Nate Toran	First Team, AP/ECAC	DE
	John Alexander	Honorable Mention, AP/ECAC	DT
	Jim Teatom	Honorable Mention, ECAC	SS
	Mark Twitty	Honorable Mention, ECAC	WR
1976	John Alexander	First Team, ECAC/HM, AP	DT
	Jim Hughes	First Team, ECAC/HM, AP	LB
	Nick Sauter	First Team, ECAC	OT
	Nate Toran	First Team, ECAC/AP	DE
	Mark Twitty	First Team, ECAC/HM, AP	SE
	Jim Teatom	Honorable Mention, ECAC	SS
1977	Bob Davis	First Team, ECAC/HM, AP	FS
	Dan Gray	Second Team, AP	DT
	John Gallo	Honorable Mention, AP	OT
	Bert Kosup	Honorable Mention, AP	QB

	Mike Fisher	Honorable Mention, AP	RB
	Mark Lassiter	Honorable Mention, AP	RB
	Dan Pfaber	Honorable Mention, AP	OG
	Elvin Washington	Honorable Mention, AP	LB
1978	Tim Blanchard	First Team, ECAC	LB
	Second Team, AP		
	John Gallo	First Team, UPI/ECAC	OT
	Jim Hughes	First Team, ECAC	LB
	Ed Steward	First Team, AP	NG
	John Bucci	Second Team, AP	C
	Dave Dorn	Second Team, AP	FL
	Mark Freeman	Second Team, AP	DB
	Kevin Kurdyla	Second Team, AP	OT
	Glen Kehler	Honorable Mention, AP	FB
	Dino Mangiero	Honorable Mention, AP	DT
1979	Dino Mangiero	First Team, AP	DT
	Kennan Startzell	First Team, AP	PK
	Deron Cherry	Second Team, AP	DB
	Dave Dorn	Second Team, AP	FL
	Kevin Kurdyla	Second Team, AP	OT
	Ed McMichael	Honorable Mention, AP	QB
	Frank Naylor	Honorable Mention	C
	Tim Odell	Honorable Mention, AP	WR
	Ken Smith	Honorable Mention, AP	DB
1980	Tim Odell	First Team, AP	WR
	Ken Smith	First Team, AP	DB
	Deron Cherry	Second Team, AP	DB
	Kevin Kurdyla	Second Team, AP	OT
	Ed McMichael	Second Team, AP	QB
1981	Jim Dumont	Honorable Mention, AP	LB
	Frank Naylor	Honorable Mention, AP	C
	Bill Pickel	Honorable Mention, AP	DT
	Mike Rustemeyer	Honorable Mention, AP	DT
1982	Jim Dumont	First Team, AP	DB
	Andrew Baker	Second Team, AP	FL
	Alex Falcinelli	Second Team, AP	PK
	Keith Woetzell	Second Team, AP	LB
	Bill Beschner	Honorable Mention, AP	DT
	Bill Houston	Honorable Mention, AP	DB
	Bryant Moore	Honorable Mention, AP	RB
1983	Jim Dumont	First Team, AP	LB
	John Owens	First Team, AP	OT
	Alan Andrews	Second Team, AP	TE
	Joe DiGilio	Second Team, AP	C
	Jeff Kurdyla	Second Team, AP	DT
	Tom Angstadt	Honorable Mention, AP	PK
	Andrew Baker	Honorable Mention, AP	FL
	Bill Beschner	Honorable Mention, AP	DT
	Bob Dumont	Honorable Mention, AP	DE
	Bill Houston	Honorable Mention, AP	DB
1984	Alan Andrews	First Team, AP	TE
	Andrew Baker	First Team, AP	FL
	Joe DiGilio	Second Team, AP	C
	George Pickel	Second Team, AP	DT
	Albert Smith	Second Team, AP	RB
	Tyrone Stowe	Second Team, AP	DB
	Harold Young	Second Team, AP	DB
	Tom Angstadt	Honorable Mention, AP	PK
	Eric Hochberg	Honorable Mention, AP	QB
	Roy Oake	Honorable Mention, AP	LB
1985	Tyrone Stowe	First Team, AP	LB
	Lee Getz	Second Team, AP	OG
	Jean Austin	Honorable Mention, AP	DB
	Matt O'Connell	Honorable Mention, AP	P
	George Pickel	Honorable Mention, AP	DT
	Albert Smith	Honorable Mention, AP	RB
	Steve Twamley	Honorable Mention, AP	DB
1986	Lee Getz	First Team, ECAC	OG
	Honorable Mention, AP		

	Tyrone Stowe	First Team, AP/ECAC	LB
	Harry Swayne	First Team, ECAC	DT
	Second Team, AP		
	Mike Dillon	Second Team, AP	C
	Matt Bachman	Honorable Mention, AP	LB
	Brian Cobb	Honorable Mention, AP	FL
	Bruce Campbell	Honorable Mention, AP	TE
	Matt Prescott	Honorable Mention, AP	RB
1987	Alec Hoke	First Team, AP	DE
	Brian Cobb	Second Team, AP	FL
	Jean Austin	Honorable Mention, AP	DB
	Scott Erney	Honorable Mention, AP	QB
	Henry Henderson	Honorable Mention, AP	RB
	Curtis Stephens	Honorable Mention, AP	FB
	Steve Tardy	Honorable Mention, AP	OT
	Sean Washington	Honorable Mention, AP	DB
	Eric Young	Honorable Mention, AP	WR
1988	George Banks	First Team, ECAC	DT
	Matt O'Connell	First Team, AP	P
	Scott Erney	Second Team, AP	QB
	Steve Tardy	Second Team, AP	OT
	Eric Young	Second Team, AP	WR
	Carter Giles	Honorable Mention, AP	DT
	Brett Mersola	Honorable Mention, AP	WR
	Carmen Sclafani	Honorable Mention, AP	PK
1989	Jim Cann	Honorable Mention, AP	RB
	Doug Giesler	First Team, AP/ECAC	PK
	Jeff Erickson	Honorable Mention, AP	OL
	Scott Erney	Honorable Mention, AP	QB
	Gary Melton	Honorable Mention, AP	Spec.
	Steve Tardy	Honorable Mention, AP	OL
	Pat Udovich	Honorable Mention, AP	LB
1990	Ron Allen	First Team, AP/ECAC	Spec.
	Scott Miller	First Team, ECAC	DL
	Second Team, AP		
	Tekay Dorsey	Second Team, AP	FB
	Allen Mitchell	Second Team, AP	OT
	Bill Bailey	Honorable Mention, AP	RB
	James Jenkins	Honorable Mention, AP	TE
	Elnardo Webster	Honorable Mention, AP	LB
1991	Ron Allen	Honorable Mention, ECAC	DB
	Travis Broadbent	First Team, AP/ECAC	C
	Marshall Roberts	First Team, ECAC	Spec.
	Second Team, AP		
	Elnardo Webster	First Team, AP/ECAC	LB
	Jay Bellamy	Second Team, AP	DB
	Jim Guarantano	Second Team, AP	WR
	Malik Jackson	Second Team, AP	DB
1992	Travis Broadbent	First Team, ECAC	C
	Second Team, AP		
	Jim Guarantano	First Team, AP	WR
	Malik Jackson	First Team, ECAC	DB
	Shawn Williams	First Team, AP/ECAC	LB
	Jay Bellamy	Second Team, AP	DB
1993	Andrew Beckett	First Team, ECAC	DL
	Terrell Willis	Second Team, ECAC	RB
1994	Keif Bryant	First Team, ECAC	DT
	Ken Dammann	First Team, ECAC	OT
1995	Marco Battaglia	First Team, ECAC	TE
	Jim Guarnera	First Team, ECAC	DL
	Terrell Willis	First Team, ECAC	RB
1996	Rashod Swinger	First Team, ECAC	DT
1997	Wayne Hampton	First Team, ECAC	DE
1998	Aaron Brady	First Team, Football News	LB
	Reggie Stephens	First Team, Football News	CB
1999	Wayne Hampton	Second Team ECAC	DE
	Dax Strohmeier	Second Team ECAC	LB
2001	L.J. Smith	ECAC First Team	TE
2002	Gary Brackett	First Team ECAC	LB
	Nate Jones	First Team ECAC (HM)	KR
	UJ Smith	First Team ECAC	TE
2003	Raheem Orr	First Team ECAC	DE
	Jarvis Johnson	Second Team ECAC	DB

	Nate Jones	Second Team ECAC	KR
2004	Clark Harris	First Team ECAC	TE
	Tres Moses	First Team ECAC	WR
	Ryan Neill	Second Team ECAC	DL
2005	Ryan Neill	First Team ECAC	DE
	Willie Foster	First Team ECAC	KR/PR
	John Glass	First Team ECAC	OL
	Clark Harris	First Team ECAC	TE
2006	Eric Foster	First Team ECAC	DT
	Clark Harris	First Team ECAC	TE
	Joe Radigan	First Team ECAC	P
	Ray Rice	First Team ECAC	RB
	Jeremy Zuttah	First Team ECAC	OL
2007	Eric Foster	First Team ECAC	DT
	Ray Rice	First Team ECAC	RB
	Tiquan Underwood	First Team ECAC	WR
	Jeremy Zuttah	First Team ECAC	OL
2008	Kenny Britt	First Team ECAC	WR
	Courtney Greene	First Team ECAC	DB
2011	Mohamed Sanu	First Team ECAC	WR
	Khaseem Greene	First Team ECAC	LB
	Duron Harmon	First Team ECAC	DB
	Justin Doerner	First Team ECAC	P
2012	Khaseem Greene	First Team ECAC/	LB
	ECAC Player of the Year		
	Logan Ryan	First Team ECAC	DB
	Scott Vallone	First Team ECAC	DT



ALL-CONFERENCE SELECTIONS

Total Selections (124) - Big Ten (26), American (4), Big East (94)

2018	Raheem Blackshear (RB) HM (Coaches)	2006	Eric Foster (DT) First Team
	Justin Davidovicz (PK) HM (Coaches)		Clark Harris (TE) First Team
	Saquan Hampton (DB) HM (Coaches & Media)		Joe Radigan (P) First Team
	Jonah Jackson (OL) HM (Coaches & Media)		Ray Rice (RB) First Team
	Adam Korsak (P) HM (Coaches & Media)		Jeremy Zuttah (OT) First Team
	Trevor Morris (LB) HM (Media)		Ron Girault (DB) Second Team
2017	Ryan Anderson (P) First Team (Coaches & Media)		Courtney Greene (DB) Second Team
	Tariq Cole (OL) HM (Coaches & Media)		Jeremy Ito (PK) Second Team
	Gus Edwards (RB) HM (Coaches)		Brian Leonard (RB) Second Team
	Damon Hayes (DB) HM (Media)		Ramel Meekins (DT) Second Team
	Kiy Hester (DB) HM (Coaches & Media)		Pedro Sosa (OT) Second Team
	Sebastian Joseph (DL) HM (Coaches)		Cameron Stephenson (OL) Second Team
	Dorian Miller (OL) HM (Coaches & Media)		Devraun Thompson (LB) Second Team
	Trevor Morris (LB) HM (Media)		Jamaal Westerman (DE) Second Team
2016	Blessuan Austin (CB) HM (Media)	2005	Ryan Neill (DE) First Team
	Tariq Cole (OL) HM (Coaches)		Clark Harris (TE) First Team
2015	Janarion Grant (KR) Second Team (Media), Third Team (Coaches)		John Glass (OL) First Team
	Leonte Carroo (WR) Third Team (Media), HM (Coaches)		Willie Foster (KR/PR) First Team/ Special Teams Player of the Year
	Steve Longa (LB) Third Team (Media), HM (Coaches)		Brian Leonard (RB) Second Team
	Keith Lumpkin (OL) HM (Coaches & Media)		Tres Moses (WR) Second Team
	Chris Muller (OL) HM (Media)	2004	Ryan Neill (DE) First Team
	Quentin Gause (LB) HM (Media)		Clark Harris (TE) First Team
2014	Leonte Carroo (WR) First Team (Media), HM (Coaches)		Tres Moses (WR) First Team
	Kaleb Johnson (OL) HM (Media & Coaches)		Brian Leonard (RB) First Team
	Darius Hamilton (DL) HM (Media)		John Glass (OL) Second Team
	Kemoko Turay (DL) HM (Media)	2003	Raheem Orr (DE) First Team
2013	Paul James (RB) First Team		Nate Jones (KR) Second Team
	Tyler Kroft (TE) First Team	2002	Nate Jones (KR) First Team/ Co-Special Teams Player of the Year
	Betim Bujari (OL) Second Team		Shawn Seabrooks (DB) Second Team
	Janarion Grant (KR) Second Team	2001	L.J. Smith (TE) Second Team
2012	Khaseem Greene (LB) First Team/ Defensive Player of the Year	2000	Rich Mazza (OL) Second Team
	Antwan Lowery (OL) First Team		Wes Robertson (LB) Second Team
	Duron Harmon (S) First Team	1999	Shaun O'Hara (OL) First Team
	Logan Ryan (CB) First Team		Wayne Hampton (DL) Second Team
	Scott Vallone (DL) First Team	1998	Shaun O'Hara (OL) Second Team
	Brandon Coleman (WR) Second Team		Wayne Hampton (DL) Second Team
	Jawan Jamison (RB) Second Team		Tosh Riddick (KR) Second Team
	Kaleb Johnson (OL) Second Team	1997	Brian Sheridan (LB) Second Team
2011	Khaseem Greene (LB) First Team/ Co-Defensive Player of the Year		Jared Slovan (P) Second Team
	Art Forst (OL) First Team	1995	Marco Battaglia (TE) First Team/ Offensive Player of the Year
	Duron Harmon (DB) First Team		Robert Barr (OL) First Team
	Mohamed Sanu (WR) First Team		Terrell Willis (RB) First Team
	Jeremy Deering (KR) Second Team		Chris Kennedy (OL) Second Team
	Justin Doerner (P) Second Team	1994	Terrell Willis (RB) First Team
	Logan Ryan (DB) Second Team		Marco Battaglia (TE) Second Team
	Desmond Wynn (OL) Second Team		Ken Dammann (OL) Second Team
2010	Joe Lefeged (DB) Second Team		Robert Sneathen (LB) Second Team
2009	Anthony Davis (OL) First Team		Mark Washington (DB) Second Team
	Devin McCourty (DB) First Team	1993	Chris Brantley (WR) First Team
	Tim Brown (WR) Second Team		Terrell Willis (RB) First Team, (R Sp.), Second Team/Rookie of the Year
2008	Kenny Britt (WR) First Team		Andrew Beckett (DL) Second Team
	Courtney Greene (DB) First Team		Scott Vaughn (OL) Second Team
	Anthony Davis (OL) Second Team	1992	Jim Guarantano (WR) First Team
	Ryan D'Imperio (LB) Second Team		Jay Bellamy (DB) Second Team
	Jamaal Westerman (DL) Second Team		Craig Mitter (RB) Second Team
2007	Eric Foster (DT) First Team		Bruce Presley (RB) Rookie of the Year
	Ray Rice (RB) First Team		Shawn Williams (LB) Second Team
	Tiquan Underwood (WR) First Team	1991	Elnarido Webster (LB) First Team
	Jeremy Zuttah (OT) First Team		Malik Jackson (DB) First Team
	Kenny Britt (WR) Second Team		Jay Bellamy (DB) Second Team
	Courtney Greene (DB) Second Team		Jim Guarantano (WR) Second Team
	Pedro Sosa (OL) Second Team		Travis Broadbent (OL) Second Team

HM = Honorable Mention



JASON & DEVIN MCCOURTY

KNIGHTS IN THE NFL

The following list chronicles each member of the Scarlet Knights who went on to play football at the next level.

Player	Pos.	Years at RU	NFL Organization	Round	Pick	Year
Saquan Hampton	DB	2015-18	New Orleans Saints	6	177	2019
Blessuan Austin	DB	2015-18	New York Jets	6	196	2019
Tariq Cole	OL	2015-18	Arizona Cardinals	Free Agent		2019
Jonathan Hilliman	RB	2018	New York Giants	Free Agent		2019
Jerome Washington	TE	2017-18	Arizona Cardinals	Free Agent		2019
Isaiah Wharton	DB	2015-18	Minnesota Vikings	Free Agent		2019
Kevin Wilkins	DL	2015-18	Philadelphia Eagles	Free Agent		2019
Kemoko Turay	DE/LB	2013-17	Indianapolis Colts	2	52	2018
Sebastian Joseph-Day	DT	2013-17	Los Angeles Rams	6	195	2018
Ryan Anderson	P	2017	New York Giants	Free Agent		2019
Gus Edwards	RB	2017	Baltimore Ravens	Free Agent		2018
Janarion Grant	WR	2013-17	Baltimore Ravens	Free Agent		2018
Robert Martin	RB	2014-17	New York Giants	Free Agent		2018
Carlton Agudosi	WR	2013-16	Arizona Cardinals	Free Agent		2017
Anthony Cioffi	DB	2013-16	Oakland Raiders	Free Agent		2017
Chris Muller	OL	2012-16	Denver Broncos	Free Agent		2017
Derrick Nelson	OL	2014-16	Baltimore Ravens	Free Agent		2017
Andre Patton	WR	2012-16	Los Angeles Chargers	Free Agent		2017
Leonte Carroo	WR	2012-15	Miami Dolphins	3	86	2016
Sam Bergen	FB	2010-15	Tennessee Titans	Free Agent		2016
Quentin Gause	LB	2011-15	Philadelphia Eagles	Free Agent		2016
Steve Longa	LB	2012-15	Seattle Seahawks	Free Agent		2016
Keith Lumpkin	OL	2011-15	Buffalo Bills	Free Agent		2016
Tyler Kroft	TE	2011-14	Cincinnati Bengals	3	85	2015
Michael Burton	FB	2010-14	Detroit Lions	5	168	2015
Kaleb Johnson	OL	2011-14	Baltimore Ravens	Free Agent		2015
Kevin Snyder	LB	2011-14	Detroit Lions	Free Agent		2015
Andrew Turzilli	WR	2014	Tennessee Titans	Free Agent		2015
Brandon Coleman	WR	2011-13	New Orleans Saints	Free Agent		2014
Jeremy Deering	DB	2010-13	New England Patriots	Free Agent		2014
Jamal Merrell	LB	2010-13	Tennessee Titans	Free Agent		2014
Jamil Merrell	DL	2010-13	Chicago Bears	Free Agent		2014
Quron Pratt	WR	2009-13	Philadelphia Eagles	Free Agent		2014
Marcus Thompson	DL	2010-13	Miami Dolphins	Free Agent		2014
Logan Ryan	CB	2009-12	New England Patriots	3	83	2013
Duron Harmon	FS	2009-12	New England Patriots	3	91	2013
Khaseem Greene	LB	2008-12	Chicago Bears	4	117	2013
D.C. Jefferson	TE	2008-12	Arizona Cardinals	7	219	2013
Jawan Jamison	RB	2010-12	Washington Redskins	7	228	2013
Steve Beauharnais	LB	2009-12	New England Patriots	7	235	2013
Marcus Cooper	CB	2008-12	San Francisco 49ers	7	252	2013
R.J. Dill	OT	2012	Jacksonville Jaguars	Free Agent		2013
Mark Harrison	WR	2009-12	Chicago Bears	Free Agent		2013
Tim Wright	WR	2008-12	Tampa Bay Buccaneers	Free Agent		2013
Brandon Jones	CB	2008-12	New England Patriots	Free Agent		2013
Ka'Lial Glaud	LB	2009-12	Tampa Bay Buccaneers	Free Agent		2013
Mohamed Sanu	WR	2009-11	Cincinnati Bengals	3	83	2012
Andrew DePaola	LS	2008-11	Tampa Bay Buccaneers	Free Agent		2012
Justin Francis	DL	2007-11	New England Patriots	Free Agent		2012



Player	Pos.	Years at RU	NFL Organization	Round	Pick	Year
Eric LeGrand	DT	2008-11	Tampa Bay Buccaneers	Free Agent		2012
Joe Martinek	RB	2007-11	New York Giants	Free Agent		2012
Desmond Stapleton	OL	2007-11	Pittsburgh Steelers	Free Agent		2012
Desmond Wynn	OL	2007-11	Tampa Bay Buccaneers	Free Agent		2012
Howard Barbieri	OL	2006-10	Houston Texans	Free Agent		2011
Brandon Bing	CB	2007-10	New York Giants	Free Agent		2011
Jonathan Freeny	DE	2007-10	Miami Dolphins	Free Agent		2011
Joe Lefeged	DB	2007-10	Indianapolis Colts	Free Agent		2011
Alex Silvestro	DE	2007-10	New England Patriots	Free Agent		2011
Anthony Davis	OL	2007-09	San Francisco 49ers	1	11	2010
Devin McCourty	CB	2005-09	New England Patriots	1	27	2010
Ryan D'Imperio	FB	2006-09	Minnesota Vikings	7	237	2010
Tim Brown	WR	2006-09	New York Giants	Free Agent		2010
Jack Corcoran	FB	2006-09	Houston Texans	Free Agent		2010
Kevin Haslam	OL	2005-09	Jacksonville Jaguars	Free Agent		2010
George Johnson	DE	2006-09	Tampa Bay Buccaneers	Free Agent		2010
Kenny Britt	WR	2006-08	Tennessee Titans	1	30	2009
Mike Teel	QB	2004-08	Seattle Seahawks	6	178	2009
Jason McCourty	DB	2005-08	Tennessee Titans	6	203	2009
Courtney Greene	DB	2005-08	Seattle Seahawks	7	245	2009
Tiquan Underwood	WR	2005-08	Jacksonville Jaguars	7	253	2009
Kevin Brock	TE	2004-08	Carolina Panthers	Free Agent		2009
Kevin Malast	LB	2005-08	Chicago Bears	Free Agent		2009
Jamaal Westerman	DL	2004-08	New York Jets	Free Agent		2009
Ray Rice	RB	2005-07	Baltimore Ravens	2	55	2008
Jeremy Zuttah	OL	2004-07	Tampa Bay Buccaneers	3	83	2008
Eric Foster	DT	2003-07	Indianapolis Colts	Free Agent		2008
Brandon Renkart	LB	2003-07	New York Jets	Free Agent		2008
Pedro Sosa	OL	2004-07	Miami Dolphins	Free Agent		2008
Ron Girault	DB	2004-07	Kansas City Chiefs	Free Agent		2008
Mike Fladell	OL	2003-07	New York Giants	Free Agent		2008
Brian Leonard	RB	2002-06	St. Louis Rams	2	52	2007
Cameron Stephenson	OG	2003-06	Pittsburgh Steelers	5	156	2007
Clark Harris	TE	2002-06	Green Bay Packers	7	243	2007
Ramel Meekins	DT	2003-06	Indianapolis Colts	Free Agent		2007
Joe Porter	CB	2003-06	New Orleans Saints	Free Agent		2007
Derrick Roberson	CB	2003-06	Houston Texans	Free Agent		2007
Darnell Stapleton	C	2005-06	Pittsburgh Steelers	Free Agent		2007
Chris Baker	WR	2001-05	San Francisco 49ers	Free Agent		2006
Val Barnaby	DE	2002-05	Detroit Lions	Free Agent		2006
Sameeh McDonald	OL	2001-05	Detroit Lions	Free Agent		2006
Tres Moses	WR	2002-05	Baltimore Ravens	Free Agent		2006
Ryan Neill	DE	2001-05	Buffalo Bills	Free Agent		2006
Gary Gibson	DT	2001-04	Baltimore Ravens	Free Agent		2005
David Harley	DT	2003-04	Minnesota Vikings	Free Agent		2005
Jarvis Johnson	DB	2001-04	Baltimore Ravens	Free Agent		2005
J'Vonae Parker	DT	2004	Cleveland Browns	Free Agent		2005
Nathan Jones	DB	2000-03	Dallas Cowboys	7	205	2004
Raheem Orr	DE	1999-03	Houston Texans	7	210	2004
Brandon Haw	DB	1999-03	Philadelphia Eagles	Free Agent		2004
LJ Smith	TE	1999-02	Philadelphia Eagles	2	61	2003
Gary Brackett	LB	1999-02	Indianapolis Colts	Free Agent		2003
Trohn Carswell	OL	2000-02	Carolina Panthers	Free Agent		2003
Aaron Martin	WR	1999-02	Dallas Cowboys	Free Agent		2003
Dennis Thomas	RB	1996-01	Kansas City Chiefs	Free Agent		2002
Mike McMahon	QB	1997-00	Detroit Lions	5	149	2001
Walter King	WR	1996-00	New York Jets	Free Agent		2001
Rich Mazza	OL	1997-00	Detroit Lions	Free Agent		2001
Wesley Robertson	DL	1998-00	Kansas City Chiefs	Free Agent		2001
Wayne Hampton	DE	1997-99	San Diego Chargers	Free Agent		2000
Shaun O'Hara	OL	1995-99	Cleveland Browns	Free Agent		2000
Dax Strohmeier	LB	1995-99	New York Jets	Free Agent		2000
Billy Woodard	TE	1997-98	Seattle Seahawks	Free Agent		2000
Aaron Brady	LB	1995-98	New York Giants	Free Agent		1999
Bill Powell	WR	1995-98	Dallas Cowboys	Free Agent		1999
Reggie Stephens	DB	1997-98	New York Giants	Free Agent		1999
Jared Slovan	P	1992-97	Washington Redskins	Free Agent		1998
Ezra Johnson	RB	1995	New York Jets	Free Agent		1997
Rashod Swinger	DT	1993-96	San Diego Chargers	Free Agent		1997
Marco Battaglia	TE	1992-95	Cincinnati Bengals	2	39	1996
Robert Barr	OT	1994-95	Seattle Seahawks	3	77	1996

Player	Pos.	Years at RU	NFL Organization	Round	Pick	Year
Matt Brown	OG	1994-95	San Diego Chargers	Free Agent		1996
Jim Guarnera	DE	1993-95	San Francisco 49ers	Free Agent		1996
Rob Higgins	QB	1994-95	San Diego Chargers	Free Agent		1996
Chris Kennedy	OG	1992-95	New York Giants	Free Agent		1996
Dan Latore	TE	1994-95	Detroit Lions	Free Agent		1996
Ray Lucas	QB	1992-95	New England Patriots	Free Agent		1996
Bruce Presley	RB	1992-95	Indianapolis Colts	Free Agent		1996
Rudy Smith	DE	1994-95	Dallas Cowboys	Free Agent		1996
Mark Washington	DB	1992-95	New York Giants	Free Agent		1996
Terrell Willis	RB	1993-95	New York Jets	Free Agent		1996
Keif Bryant	DE	1991-94	Seattle Seahawks	7	216	1995
Wes Bridges	FB	1991-94	Philadelphia Eagles	Free Agent		1995
Alcides Catanho	LB	1991-94	New England Patriots	Free Agent		1995
Ken Dammann	OT	1991-94	Washington Redskins	Free Agent		1995
Robert Sneathen	DE	1991-94	Philadelphia Eagles	Free Agent		1995
Chris Brantley	WR	1990-93	Los Angeles Rams	4	108	1994
Andrew Beckett	DL	1990-93	Cincinnati Bengals	Free Agent		1994
Jay Bellamy	DB	1990-93	Seattle Seahawks	Free Agent		1994
Mario Henry	WR	1992-93	New England Patriots	Free Agent		1994
Scott Vaughn	OT	1992-93	Denver Broncos	Free Agent		1994
James Guarantano	WR	1989-92	San Diego Chargers	Free Agent		1993
Craig Mitter	RB	1991-92	New York Giants	Free Agent		1993
Shawn Williams	LB	1989-92	New York Jets	Free Agent		1993
Elnardo Webster	LB	1988-91	Pittsburgh Steelers	9	235	1992
Ron Allen	DB	1988-91	Philadelphia Eagles	Free Agent		1992
Tim Christ	OG	1988-91	Philadelphia Eagles	Free Agent		1992
Gary Melton	WR	1988-91	Washington Redskins	Free Agent		1992
James Jenkins	DE/TE	1987-90	Washington Redskins	Free Agent		1991
Jean Austin	DB	1984-87	Dallas Cowboys	Free Agent		1988
Brian Cobb	WR	1985-87	Pittsburgh Steelers	Free Agent		1988
Sean Washington	DB	1986-87	Dallas Cowboys	Free Agent		1988
Harry Swayne	DT	1983-86	Tampa Bay Buccaneers	7	190	1987
Matt Bachman	LB	1983-86	New York Jets	Free Agent		1987
Lee Getz	OG	1983-86	Pittsburgh Steelers	Free Agent		1987
Tyronne Stowe	LB	1983-86	Pittsburgh Steelers	Free Agent		1987
Tony Sagnella	DT	1982-85	Washington Redskins	Free Agent		1986
Albert Smith	RB	1982-85	New York Giants	Free Agent		1986
Vernon Williams	RB	1982-85	Chicago Bears	Free Agent		1986
Alan Andrews	TE	1982-84	Pittsburgh Steelers	7	187	1985
Andrew Baker	WR	1981-84	Pittsburgh Steelers	Free Agent		1985
Boris Pendergrass	WR	1982-84	Washington Redskins	Free Agent		1985
Harold Young	DB	1981-84	Los Angeles Raiders	Free Agent		1985
Jim Dumont	LB	1980-83	Cleveland Browns	7	190	1984
Bob Dumont	LB	1981-83	Los Angeles Rams	Free Agent		1984
Carl Howard	DB	1981-83	Dallas Cowboys	Free Agent		1984
Bill Pickel	DT	1979-82	Los Angeles Raiders	2	54	1983
Keith Woetzel	LB	1980-82	Miami Dolphins	7	195	1983
Joe Burke	RB	1981-82	Dallas Cowboys	Free Agent		1983
Tony Cella	OT	1979-82	Seattle Seahawks	Free Agent		1983
Alex Falcinelli	PK	1980-82	St. Louis Cardinals	Free Agent		1983
Rich Spitzer	OT	1980-82	Seattle Seahawks	Free Agent		1983
Frank Naylor	C	1979-81	Seattle Seahawks	12	311	1982
David Dorn	WR	1977-80	Oakland Raiders	8	206	1981
Ted Blackwell	RB	1978-80	New York Jets	Free Agent		1981
Deron Cherry	DB	1978-80	Kansas City Chiefs	Free Agent		1981
Bill Hill	DB	1980	Cleveland Browns	Free Agent		1981
Kevin Kurdyla	OT	1977-80	New York Giants	Free Agent		1981
Tim Odell	WR	1977-80	Cincinnati Bengals	Free Agent		1981
Ken Smith	DB	1977-80	Detroit Lions	Free Agent		1981
Ed Steward	LB	1977-80	Denver Broncos	Free Agent		1981
John Fedorchak	C	1974-77	New York Jets	Free Agent		1980
Mark Freeman	DB	1978-79	New York Jets	Free Agent		1980
Dino Mangiero	DT	1976-79	Kansas City Chiefs	Free Agent		1980
Dan Gray	DT	1975-77	Detroit Lions	5	123	1978
John Alexander	OT	1973-76	Miami Dolphins	11	291	1977
Don Harris	DB	1975-76	Washington Redskins	11	300	1977
Ed Jones	DB	1971-74	Dallas Cowboys	9	226	1975
Tony Pawlik	DB	1972-74	New Orleans Saints	Free Agent		1975
"JJ" Jennings	RB	1971-73	Kansas City Chiefs	9	222	1974
Andy Tighe	OG	1971-73	New York Jets	Free Agent		1974
Larry Christoff	TE	1970-72	Baltimore Colts	Free Agent		1973



Player	Pos.	Years at RU	NFL Organization	Round	Pick	Year
Mike Morgan Pellowski	LB	1968-70	New England Patriots	Free Agent		1971
Mike Yancheff	QB	1969-70	Los Angeles Rams			
Bruce Van Ness	RB	1967-69	Atlanta Falcons	5	112	1970
Lee Schneider	LB	1967-69	New York Giants			
Jack Emmer	WR	1964-66	New York Jets	13	327	1967
Bob Yaksick	QB	1960-62	Chicago Bears	19	262	1963
Sam Mudie	QB	1959-61	Pittsburgh Steelers	12	160	1962
Bob Simms	TE	1957-59	New York Giants	10	120	1960
Alex Kroll	C	1960-61	Los Angeles Rams	27	320	1959
Bill Austin	RB	1956-58	Washington Redskins	28	329	1959
Jim Monahan	RB	1949-51	Dallas Texans	25	290	1952
Bill Pennington	LB	1949-50	Baltimore Colts			
Leon Root	C	1948-50	Chicago Cardinals	30	355	1951
Robert D'Amato	RB	1949-51	Baltimore Colts			
Herman Hering	RB	1946-49	Green Bay Packers	28	355	1950
Frank Burns	QB	1945-48	Philadelphia Eagles	2	19	1949
Art Price	B	1944	Pittsburgh Steelers	21	211	1945
Ken MacDonald	C	1940-41	Chicago Cardinals	28	264	1943
Bill Tranavitch	E	1937-39	Detroit Lions	8	66	1940
Harold Updike	T	1933	New York Yankees			
Nick Prisco	B	1930-32	Philadelphia Eagles			
Jack Grossman	B	1929-31	Brooklyn Dodgers			
Les Horton	B	1929-31	Newark Tornadoes			
Stanley Rosen	B	1926-28	Buffalo Bisons			
Art Burkhardt	OG	1925-27	New York Giants			
George Fraser	B	1926	New York Yankees			
John Lord	OG	1926	Staten Island Stapletons			
Henry Benkert	RB	1921-24	New York Giants			
Carl Waite	B	1921-23	Frankford Yellow Jackets			
John Alexander	T	1919	New York Giants			
James Dufft	OG	1919	Milwaukee Badgers			
Walter French	B	1918-19	Rochester Jeffersons			
Al Garrett	OG	1914-16, 19	Milwaukee Badgers			
Paul Robeson	E	1915-18	Akron Steels			
John Hasbrouck	B	1915	Rock Island Independents			
Bob Nash	T	1913-15	Buffalo All-Americans			

Note: First NFL Draft was in 1936

SCARLET KNIGHTS TO WIN A SUPER BOWL (22 RINGS BY 15 PLAYERS)

Player	Position	Years at RU	NFL Organization	Notes	Super Bowl
Duron Harmon	DB	2009-12	New England Patriots	Reserve DB	LIII
Devin McCourty	FS	2005-09	New England Patriots	Captain & Starter	LIII
Jason McCourty	CB	2005-08	New England Patriots	Starter	LIII
Jonathan Freeny	DE	2007-10	New England Patriots	Reserve DE	LI
Duron Harmon	DB	2009-12	New England Patriots	Reserve DB	LI
Devin McCourty	FS	2005-09	New England Patriots	Captain & Starter	LI
Logan Ryan	CB	2010-12	New England Patriots	Starter	LI
Duron Harmon	DB	2009-12	New England Patriots	Reserve DB	XLIX
Devin McCourty	FS	2005-09	New England Patriots	Captain & Starter	XLIX
Logan Ryan	CB	2010-12	New England Patriots	Reserve CB	XLIX
Tim Wright	TE	2009-12	New England Patriots	Reserve TE	XLIX
Ray Rice	RB	2005-07	Baltimore Ravens	Starter at RB	XLVII
Alex Silvestro	DE	2007-10	Baltimore Ravens	Practice Squad	XLVII
Brandon Bing	CB	2007-10	New York Giants	Practice Squad	XLVI
Darnell Stapleton	OL	2005-06	Pittsburgh Steelers	Starter at RG	XLIII
Shaun O'Hara	C	1997-99	New York Giants	Captain and Starter	XLII
Gary Brackett	MLB	1999-2002	Indianapolis Colts	Starter at MLB	XLI
Harry Swayne	OL	1983-1986	Baltimore Ravens	Starter at RT	XXXV
Harry Swayne	OL	1983-1986	Denver Broncos	Starter at RT	XXXIII
Harry Swayne	OL	1983-1986	Denver Broncos	Backup at OT	XXXII
James Jenkins	TE	1987-1990	Washington Redskins	Reserve TE	XXVI
Bill Pickel	DT	1979-1982	Los Angeles Raiders	Reserve DT	XVIII



MOHAMED SANU AND LOGAN RYAN AT SUPER BOWL LI

SCARLET KNIGHTS TO PLAY IN A SUPER BOWL (34 APPEARANCES BY 22 PLAYERS)

Player	Position	Years at RU	NFL Organization	Notes	Super Bowl
Duron Harmon	DB	2009-12	New England Patriots	Reserve DB	LIII
Devin McCourty	FS	2005-09	New England Patriots	Captain & Starter	LIII
Jason McCourty	CB	2005-08	New England Patriots	Starter	LIII
Sebastian Joseph-Day	DL	2013-17	Los Angeles Rams	Reserve DL	LIII
Kenny Britt	WR	2006-08	New England Patriots	Reserve WR	LII
Duron Harmon	DB	2009-12	New England Patriots	Captain & Starter	LII
Devin McCourty	DB	2005-09	New England Patriots	Captain & Starter	LII
Jonathan Freeny	DE	2007-10	New England Patriots	Reserve DE	LI
Duron Harmon	DB	2009-12	New England Patriots	Reserve DB	LI
Devin McCourty	FS	2005-09	New England Patriots	Captain & Starter	LI
Logan Ryan	CB	2010-12	New England Patriots	Starter	LI
Mohamed Sanu	WR	2009-11	Atlanta Falcons	Starter	LI
Duron Harmon	DB	2009-12	New England Patriots	Reserve DB	XLIX
Devin McCourty	FS	2005-09	New England Patriots	Captain & Starter	XLIX
Logan Ryan	CB	2010-12	New England Patriots	Reserve CB	XLIX
Tim Wright	TE	2009-12	New England Patriots	Reserve TE	XLIX
Anthony Davis	OL	2007-09	San Francisco 49ers	Starter at RT	XLVII
Ray Rice	RB	2005-07	Baltimore Ravens	Starter at RB	XLVII
Nate Jones	CB	2000-03	New England Patriots	Reserve at CB	XLVI
Devin McCourty	CB	2005-09	New England Patriots	Captain & Starter	XLVI
Alex Silvestro	DE	2007-10	New England Patriots	Reserve DE	XLVI
Gary Brackett	MLB	1999-2002	Indianapolis Colts	Starter at MLB	XLIV
Eric Foster	DT	2004-07	Indianapolis Colts	Reserve DT	XLIV
Darnell Stapleton	OL	2005-06	Pittsburgh Steelers	Starter at RG	XLIII
Shaun O'Hara	C	1997-99	New York Giants	Captain & Starter	XLII
Gary Brackett	MLB	1999-2002	Indianapolis Colts	Starter at MLB	XLI
L.J. Smith	TE	1999-2002	Philadelphia Eagles	Starter at TE	XXXIX
Harry Swayne	OL	1983-1986	Baltimore Ravens	Starter at RT	XXXV
Harry Swayne	OL	1983-1986	Denver Broncos	Starter at RT	XXXIII
Harry Swayne	OL	1983-1986	Denver Broncos	Backup at OT	XXXII
Ray Lucas	QB	1992-1995	New England Patriots	Played on ST	XXXI
James Swayne	LT	1983-1986	San Diego Chargers	Starter at LT	XXIX
James Jenkins	TE	1987-1990	Washington Redskins	Reserve TE	XXVI
Bill Pickel	DT	1979-1982	Los Angeles Raiders	Reserve DT	XVIII



RUTGERS FOOTBALL HALL OF FAME



**MARCO
BATTAGLIA**



FRANK BURNS



"JJ" JENNINGS



**HARRY J.
ROCKAFELLER**



ERIC YOUNG

John Alexander '77 (1992)
 Ron Allen '91 (2008)
 Alan Andrews '85 (1994)
 William W. Austin '59 (1988)
 Andrew Baker '84 (1991)
 Thomas Turner Barr '13 (1990)
 Marco Battaglia '95 (2007)
 John Bateman, Head Coach 1960-72 (1991)
 David T. Bender '25 (1990)
 Henry Benkert '25 (1989)
 Elmer "Toady" Bracher '18 (1996)
 Gary Brackett '02 (2015)
 Chris Brantley '93 (2006)
 Philip Brett 1892 (1991)
 Travis Broadbent '92 (2004)
 Frank Burns '49 (1989)
 Deron Cherry '80 (1993)
 Larry Christoff '73 (1994)
 Dr. Hyman B. Copleman '29 (1989)
 John DeWitt 1886 (1990)
 James Dumont '84 (1990)
 Jack Emmer '67 (1992)
 Scott Erney '89 (1995)
 Alex Falcinelli '82 (2006)
 Dr. Joel Fertig, Team Dentist - 45 Years (1992)
 Al Garrett '19 (1991)
 Arthur Gottlieb '39 (2007)
 Dan Gray '78 (1994)
 Harvey Grimsley '50 (1993)
 John "Jack" Grossman '32 (1989)
 Jim Guarantano '93 (1999)
 Dick Hale '44 (2003)
 Harvey J. Harman, Head Coach 1938-41, 46-55 (1990)
 William "Bucky" Hatchett '50 (1991)
 Homer H. Hazel '25 (1988)
 Francis "Peaches" Heenan '34 (2000)
 Herman Hering '50 (1992)
 Anton "Tony" Hoefflinger '64 (1997)
 Jim Hughes '78 (1995)
 James "JJ" Jennings '75 (1989)
 Edward Jones '75 (1990)
 Glen Kehler '79 (1997)
 Frank Kelley '19 (1994)
 Albert Kosup '78 (2000)
 Alexander Kroll '62 (1988)
 Kevin Kurdyla '81 (1997)
 Mike Kushinka '49 (1991)
 William T. Leggett 1872 (1989)
 Brian Leonard '07 (2016)

George E. Little, Dir. of Athletics 1932-53 (1988)
 Ray Lucas '95 (2017)
 Dino Mangiero '80 (1992)
 Ed McMichael '80 (1993)
 Bryant Mitchell '69 (1992)
 James F. Monahan '52 (1990)
 Sam Mudie '62 (1994)
 Robert A. Nash '16 (1988)
 Tim Odell '81 (1996)
 John "By" O'Hearn '54 (1995)
 William Pellington '52 (1988)
 Bill Pickel '83 (1996)
 Sam Picketts '72 (1993)
 Lawrence "Larry" Pitt '39 (1998)
 Richard F. PolICASTRO '70 (1990)
 John Powers, Equipment Manager 1931-75 (1993)
 Henry Pryor '50 (1994)
 Earl Read '50 (1996)
 MacAlpine Rendall '17 (2007)
 Paul L. Robeson '19 (1988)
 Harry Rockefeller '16 (1989)
 Leon Root '51 (1992)
 George Foster Sanford, Head Coach 1913-23 (1989)
 Lee Schneider '70 (1994)
 Robert Simms '60 (1990)
 Steve Simms '62 (1996)
 Andrew "Abe" Sivess '49 (2002)
 Ken Smith '81 (1998)
 Mike Stang, Athletic Trainer - 33 Years (1991)
 Kennan Startzell '80 (1995)
 Ed Steward '81 (1992)
 Tyrone Stowe '87 (1998)
 Harry Swayne '93 (2000)
 Howard Parker Talman '16 (1989)
 Steve Tardy '90 (2001)
 Charles Hoyt "Bus" Terrill '26 (1998)
 John Toohey '15 (1995)
 Nathaniel Toran '77 (1988)
 William Tranavitch '40 (1990)
 Arnold "Arnie" Truex '36 (1993)
 Vinnie Utz '42 (1991)
 Bruce Van Ness '70 (1991)
 Elnarado Webster '92 (1997)
 David A. "Sonny" Werblin '31 (1988)
 Terrell Willis '95 (2005)
 Shawn Williams '93 (2002)
 Walter Winika '36 (1992)
 John "Mike" Wittpenn '18 (1997)
 Eric Young '89 (2001)

LETTERWINNERS

-A-
 Abbott, R.J. (Mgr.) - 1920
 Abraham, Kessawn - 2018
 Abreu, Manny - 2008-11
 Acanfora, Gerry - 1960
 Ackroyd, Samuel - 1918
 Adams, Gene - 1986
 Adams, J. - 1900
 Adkins, Doug - 1991-92
 Agudosi, Carlton - 2013-16
 Ahern, Hugh - 2013
 Ahern, John - 1975-76
 Ahmed, Hany (Mgr.) - 1992-94
 Aiken, Jonathan - 2012-14
 Ajamian, Alan - 2009
 Alexander, John - 1919
 Alexander, John - 1973-76
 Alexander, Taj - 2012-14
 Alken, Frederick - 1887
 Allen, Frederick - 1869, 70, 72
 Allen, John - 1965
 Allen, Raymond - 1905
 Allen, Ron - 1988-91
 Allen, Scott - 1985
 Allen, Steve - 1971-73
 Allen, Zach - 2017
 Allgair, John - 1935
 Allison, Matt - 1975-77
 Allmer, Chris (Mgr.) - 1998-2001
 Altomare, Joe - 1988
 Alverson, James - 1908-11
 Alvord, Greg - 1985-86
 Ambrose, Joseph - 1950-52
 Amling, Harry (Mgr.) - 1951
 Anderson, Billy - 2008-09
 Anderson, Claremont - 1929
 Anderson, Haward - 1923
 Anderson, Howard - 1950-52
 Anderson, John (Mgr.) - 1937
 Anderson, Karl - 1975
 Anderson, Mark - 1974
 Anderson, Milton - 1928-30
 Anderson, Ravon - 2000-01
 Anderson, Ryan - 2017
 Anderson, William - 1873-74
 Anderson, William - 1923-24
 Andiorio, Ken - 1978-79
 Andre, Jerry - 2001-04
 Andrews, Alan - 1982-84
 Angeillo, John - 1969
 Angstadt, Tom - 1983-85
 Angus, Harry - 1903-04
 Anygal, Joseph - 1943
 Anstatt, Joseph - 1961
 Anthony, Brian - 1984
 Anthony, Max - 2017-18
 Anya, Sandy - 2016
 Anzidei, Chris - 1995
 Applefield, Marcus - 2015-17
 Archambault, Victor - 1949-50
 Archibald, Lauren - 1911
 Arcidiacono, Brandon - 2014-15
 Arcidiacono, Nick - 2013-16
 Arnold, Burt - 1949-50

-B-
 Arthur, John - 1950-52
 Arthur, Walter - 1986
 Arway, William - 1950
 Asberry, Dondre - 2002-06
 Ashby, Kenneth - 1937
 Ashton, George - 1872
 Astridge, Ron - 1968
 Aston, Connor (Mgr.) - 2015-16
 Atkinson, Asher - 1883-84
 Atwood, Donner - 1943
 Aubry, Robert - 1937
 Augustine, Harold - 1920
 Austin, Blessuan - 2015-18
 Austin, Jean - 1984-87
 Austin, Raymond - 1913-15
 Austin, William - 1956-58
 Aydelott, John - 1888-90
 Ayres, Louis (Mgr.) - 1895
 Azzarita, Frank - 1952

Babcock, James - 1908
 Bachety, Beau - 2011-12
 Bachman, Matt - 1982-83, 85-86
 Baer, William - 1912
 Bailey, Bill - 1990-93
 Bailey, Dacoven - 2016-17
 Bain, Alan - 1970-72
 Baham, Robert - 2007
 Baker, Andrew - 1879
 Baker, Andrew - 1981-8
 Baker, Chris - 2002, 04-05
 Baker, Clifford - 1917-19
 Baker, Derek - 1985-88
 Amling, Harry (Mgr.) - 1951
 Baker, James - 1965-67
 Baker, Jerome - 2003
 Baker, John - 1904-06
 Baker, Timothy - 1999-2000
 Bakst, Murray - 1969-70
 Baldwin, George - 1970
 Baldwin, Richard - 1976-78
 Ball, Madison - 1869-70
 Balogh, W. Arpad - 1928
 Banks, George - 1985-87
 Banks, Gordon - 1976
 Banks, Roland - 1986
 Barbieri, Howard - 2007-10
 Barnaby, Val - 2002-05
 Barnes, Corey - 2002, 04-05
 Barnes, Darian - 1999
 Barnes, Terrell (Mgr.) - 2010, 12-13
 Barnwell, Nadir - 2013-14
 Barone, Joe - 1969
 Barone, Steve - 1998-2001
 Barowski, Sean - 2012-14
 Barr, Michael - 1998-2001
 Barr, Robert - 1994-95
 Barr, Thomas T. (Mgr.) - 1911-12
 Barrow, Tim - 2018
 Batchelder, Walter - 1883-84
 Bateky, Jonathan - 2015-18
 Battaglia, Marco - 1992-95
 Battle, Bernarr - 1987-89
 Battle, Rashawn - 2018

Bauer, John - 1969-70
 Bauman, Richard - 1931
 Bayoh, Sorie - 2007-10
 Beachem, T. (Mgr.) - 1967-69
 Bear, Robert - 1955
 Beauharnais, Steve - 2009-12
 Beckett, Andrew - 1990-93
 Beckford, William - 2003-06
 Beckwith, Arthur - 1921
 Beddoe, Gary - 1983
 Bednard, Paul - 1937-38
 Beekman, Myron - 1907-08
 Beekman, Theodore - 1879-80
 Behnke, Craig - 1991
 Behnke, Joe - 2012-13
 Behrend, John - 1950
 Beierle, Brill - 1970
 Belh, Mike - 1995-99
 Belchick, Stephen - 2011
 Beljour, Jean - 2004-07
 Bell, Arthur - 1927
 Bell, Gary - 1958
 Bellamy, Jay - 1990-93
 Bellezza, Len - 1983
 Bellia, Tyler - 2013
 Benante, Marty - 1971-72
 Bender, Brian - 1999-2000, 02-03
 Bender, Cuno - 1935-36
 Bonagura, David - 2016
 Bender, Peter - 1950
 Benedetto, Joe (Mgr.) - 2009-10
 Benedict, James - 1968-69
 Benestad, John - 1990-93
 Benke, Gary - 1966
 Benke, Paul - 1959-60
 Benkert, Henry - 1921-24
 Bercier, Ken - 1979-81
 Berdine, George - 1870
 Bergamini, Herbert - 1909, 11, 12
 Bergen, Sam - 2012-15
 Berkowitz, Joseph - 1943
 Berkowitz, Simpson - 1924-26
 Bernath, Fred - 1928
 Bernstein, Howard - 1944
 Berry, Tony - 1999-2001
 Berson, Steven - 1999-2002
 Beschner, Bill - 1980-83
 Bethes, Andrew (Mgr.) - 1998-2000
 Bethune, T.R. - 1980-83
 Beugless, Francis - 1920-21
 Bido, Luis - 1990-92
 Bierman, Moses - 1880-82
 Biernacki, Dan - 2004
 Bilderback, Willis - 1929
 Billock, Fred - 1972-73
 Bimonte, Mike - 2013-14
 Bines, Blair - 2006-09
 Bing, Brandon - 2007-10
 Bing, Richard - 1966-68
 Bishop, Ellis (Mgr.) - 1890
 Bishop, James, Jr. - 1888-90
 Bishop, John - 1875-77
 Black, Cunningham - 1904-07
 Black, John - 1897-98

Black, Shin - 1996-99
 Blackshear, Raheem - 2017-18
 Blackwell, J.G. (Mgr.) - 1893
 Blackwell, Julius - 1992-93
 Blackwell, Ted - 1978-80
 Blackwood, Howard - 1999-2002
 Blanchard, Jeff - 1978-80
 Blanchard, Tim - 1975-78
 Blanche, Scott - 1987-89
 Blanchfield, Robert - 1958-60
 Blanton, John - 1987-89
 Blaszczyk, Ryan - 2007-09
 Blauvelt, Louis - 1882, 84
 Bleich, John - 1993-94
 Blieberg, Derek (Mgr.) - 2006-09
 Bliss, William - 1924-25
 Block, Norton - 1947
 Bloom, Jack - 1998-99
 Blum, John - 1992
 Blumberg, Edward - 1935
 Blumenstock, Marvin - 1952-54
 Bobrowski, C. - 1937
 Boehrer, Bryan - 2001-02
 Boggs, Dre - 2014
 Bohnel, Jay - 1961-62
 Bokesch, Randy - 1969
 Bolash, Bill - 1972-74
 Bolin, Kyle - 2017
 Bonagura, David - 2016
 Bonosoro, John (Mgr.) - 1972-73
 Bonsall, Richard - 1967-68
 Benedict, Philip - 1925
 Booker, Marvin - 2008, 2010-12
 Boone, Len - 1972-73
 Booz, Louis - 1906-08
 Borgese, Nick - 2012-14
 Borgo, Rick (Mgr.) - 2012
 Bosch, Chad - 1995-96
 Bossow, Kenneth - 1953-54
 Boswick, Keith (Mgr.) - 1986-87
 Botti, Michael - 1986-89
 Bouchard, Mike - 1988-89
 Bouchard, Phil (Mgr.) - 1991
 Bounty, Charles - 1981
 Bowen, Edward - 1943
 Bowen, Paul (Mgr.) - 1916
 Bowen, Walter (Mgr.) - 1910-11
 Bowers, Charles - 1966-67
 Bowly, Robert - 1915
 Bracher, Elmer - 1913-16
 Brackett, Gary - 1999-2002
 Bradley, Addison - 1960-62
 Bradley, William - 1974-75
 Brady, Aaron - 1995-98
 Branch, Jeremy - 2007-08
 Brandes, Raymond - 1924-25
 Brantley, Chris - 1990-93
 Breckley, Joseph - 1917-18
 Breitzman, Jerris (Mgr.) - 2016
 Brendel, Robert - 1963-65
 Brennan, E. Gaynor - 1922-24
 Brenner, Michael - 1982-85
 Restle, Mike - 1993-94
 Brett, Philip - 1888, 90, 91



Gatt, Charles - 1961
 Gatas, William - 1955-56
 Gause, Quentin - 2012-15
 Gay, William - 1911-13
 Geckeler, Tim - 1990-93
 Gelman, George - 1943
 Genkinger, David - 1949
 Gennarelli, Francis - 1980
 George, Jeff - 1978, 80-81
 George-Shields, Ansel - 1996-99
 Gesboccker, Bradford - 1926-27
 Getty, George - 1984
 Getz, Lee - 1983-86
 Getzendanner, Jay - 1985
 Giacobbie, Joe - 2005-06
 Giangeruso, Jill (film) - 1999-2001
 Gibbs, John - 1875-77
 Gibbs, Jonathan - 1994-95
 Gibson, Aaron - 1985
 Gibson, Benjamin - 1921-24
 Gibson, Gary - 2001-04
 Giddings, Raasaan - 1994-95
 Giebelhaus, August - 1961-63
 Gies, William - 1930
 Giesler, Doug - 1986-89
 Gilbert, Frank - 1940-41
 Giles, Carter - 1986-88
 Giles, Dwight - 1987-89
 Gilkinson, Will - 2002-05
 Gillam, Edward (Mgr.) - 1942
 Gillam, L.G. (Mgr.) - 1914
 Gilmartin, Mike - 2005-08
 Gilmore, Edward - 1869-70
 Gimbi, R.J. (Mgr.) - 1996-99
 Girault, Ron - 2004-07
 Glander, Frederic - 1911
 Glashen, Gareef - 2011-14
 Glasier, George - 1887-89
 Glass, John - 2003-05
 Glassman, Armand - 1958-59
 Glatzer, Joseph - 1922
 Glaud, Ka'Lial - 2009-12
 Gleason, Tim - 2014-15
 Glueckert, Ryan - 2009
 Goldberg, Alan - 1957
 Goldberg, Robert - 1942-43
 Goldschmidt, Edward - 1924-26
 Goldy, Christian (Mgr.) - 2013-15
 Goode, E. Trescott - 1906-08
 Goodkind, Carol (Mgr.) - 1977-79
 Goodwin, Justin - 2013-16
 Gordon, Allen - 1945
 Gordon, G.M. (Mgr.) - 1900
 Gorman, Pat - 1994-95
 Gottlieb, Arthur - 1937-39
 Gould, Louis - 1995
 Gould, Scott - 1994
 Gowen, Isaac - 1877-79
 Graham, Ian - 1953
 Grand, Justin (Mgr.) - 2007-09
 Grant, Janarion - 2013-17
 Grant, Jason - 2001-04
 Grasso, Luis - 1996
 Graves, Shamir - 2007-09
 Gray, Dan - 1975-77
 Gray, K.J. - 2016-17
 Gray, William - 1917
 Greaves, A. Michael - 1966-67
 Greczyn, Jeff - 1974-76

Green, C.W. (Mgr.) - 1908-09
 Green, Harold - 1902-05
 Green, Lamont - 1981-83
 Green, Ron - 2003-04
 Green, Toni (Mgr.) - 1983
 Green, William - 1962-64
 Greene, Courtney - 2005-08
 Greene, Khaseem - 2009-12
 Greenberg, Alan - 1966-68
 Greenberg, Benjamin - 1927-29
 Greenberg, Gilbert - 1941-42
 Greenberg, Seth (Mgr.) - 2005
 Greif, Herman - 1937-39
 Greif, J. Leonard (Mgr.) - 1933
 Griffin, David - 1997-99
 Griffin, John - 1944
 Griffin-Stewart, Nakia - 2017-18
 Grimes, Eddie - 2001-04
 Grimsley, Harvey - 1946-49
 Grisdold, Elmer - 1932-34
 Grogan, Tim - 1978
 Gross, Razohn - 2014
 Grossman, Jack - 1929-31
 Grossman, Morris - 1935
 Grote, Jeff - 1962-63
 Grower, Louis - 1932-33
 Guarantano, James - 1989-92
 Guarnera, Jim - 1993-94
 Guglielmo, Jerry - 1973
 Gustin, Paul - 1957-59
 Guthrie, John - 1897
 -H-
 Hackett, Jim - 1964-65
 Haddow, Hugh, Jr. - 1896
 Hadrava, Jim - 1971
 Haegley, Marshall - 1986
 Hairston, Justise - 2003-04
 Halada, Paul - 1983-86
 Hall, Ken - 1972-73
 Hall, Newton - 1934
 Hall, Vince - 1990
 Hambrecht, William - 2000-01
 Hamilton, Darius - 2012-16
 Hampton, Saquan - 2015-18
 Hampton, Wayne - 1997-99
 Hand, Kenneth - 1917-19
 Hanf, Lester - 1924-26
 Hannis, Randy - 1982-84
 Hancoch, F., Jr. (Mgr.) - 1950
 Hansen, Jeff - 1991
 Hansen, Leonard - 1940-41
 Hanson, Thomas - 1908-09
 Haring, Cornelius - 1877-79
 Harker, Mahlon - 1912-13
 Harley, David - 2003-04
 Harmon, Duren - 2009-12
 Harmon, Mark - 1990
 Harper, Steven - 1994-97
 Harris, Bertram - 1928-30
 Harris, Clark - 2003-06
 Harris, Don - 1975-76
 Harris, Jawaun - 2016-17
 Harris, Nate - 2007
 Harrison, Mark - 2009-12
 Harrison, Robert - 1959-61
 Hart, Frederick - 1899-1900
 Hart, Ryan - 2002-05
 Harte, Andrew - 2017
 Harvey, Paul - 1936-38

Hasbrouck, Albert - 1938-40
 Hasbrouck, Gilbert - 1877
 Hasbrouck, John - 1915
 Haskins, Jeff - 1985, 88
 Haslam, Kevin - 2007-09
 Hatchett, William - 1947-49
 Hauser, Frank - 1963
 Hauser, Percy - 1916
 Haven, R.C. (Mgr.) - 1899
 Havran, Steve - 1973-74
 Haw, Brandon - 1999-2003
 Hawhurst, Daniel - 1869, 70, 72, 73
 Hayek, Hunter - 2017-18
 Hayes, Chris (Mgr.) - 2004-05
 Hayes, Damon - 2016-18
 Hayes, Julian - 2007-09
 Hayward, Aaron - 2012
 Hazel, Homer - 1916, 23, 24
 Hazelet, Leilani (Mgr.) - 2000-03
 Headley, A.A. - 1923
 Heath, George E. - 1896
 Hedgeman, Nelson - 1930, 93
 Hedgeman, Mercer - 1981-84
 Heeman, Zack - 2015-18
 Heenan, Francis - 1931-33
 Heggie, Torrance - 2000-01
 Heilmann, Don - 1974-75
 Heinfeld, Curt - 1929
 Hemmer, Richard - 1952-54
 Henderson, Henry - 1985, 87-89
 Hendrickson, Hendrick - 1872-75
 Hendrikson, Dallas - 2013
 Henry, Mario - 1992-93
 Herbert, Carl - 1900-02
 Herbert, Henry - 1874
 Herberly, Marshall - 1986
 Hering, Herman - 1946-49
 Hering, Robert - 1977-79
 Heritage, Harold - 1942
 Herman, Albert - 1886
 Hermerda, Louis - 1932-34
 Herold, A.J. - 1986
 Hess, Jeff - 1977
 Hester, Kiy - 2015-18
 Heyd, Edward - 1930
 Hibbs, Gregg - 1926
 Hicks, Douglas - 1948
 Hicks, Josh - 2014-17
 Hiecke, George - 1926
 Higgins, James - 1966-67
 Higgins, M. Harold - 1918
 Higgins, Robert - 1956-67
 Higgins, Robert - 1994-95
 Highlander, Richard - 1962
 Hill, Frederick - 1880
 Hill, Maurice - 1968
 Hill, Otto - 1939-41
 Hill, William - 1869
 Hill, William - 1980
 Hilliard, A. - 1920
 Hillman, Jonathan - 2018
 Hines, Maurice - 2003
 Hinton, Travis - 2000
 Hipolit, John - 1944, 46-48
 Hiros, William - 1986-89
 Hirshhorn, Lloyd - 1933
 Hitchner, Alfred - 1900-03
 Hitchach, Steve - 1986-88
 Hoare, Thomas - 1964

Hobbs, Josh - 1999-2002
 Hochberg, Eric - 1982-84
 Hoeflinger, Anton - 1961-63
 Hoffman, Paul (Mgr.) - 1985-87
 Hoffman, Steve - 1974-75
 Hoffner, Craig - 1982-83
 Hogan, Christina (Film) - 1997
 Hogan, Jimmy - 2015-17
 Hohmann, Brian - 2000-03
 Hohne, Paul - 1967-68
 Hohnstine, Jack - 1963-65
 Hoke, Alec - 1985-87
 Holland, Andrew - 1996-98
 Holmes, Gregory - 1954-55
 Holmes, Isaac - 2011-13
 Holmes, Tom - 1972-75
 Holsten, Franklin - 1902-04
 Honeyford, Peter - 1977-79
 Hooper, Dwayne - 1981-84
 Hoover, Roy - 1985-87
 Hopkins, John (Mgr.) - 1946
 Hodgeman, Nelson - 1930
 Hopper, Thomas - 1889-90
 Hopwood, William - 1956-58
 Heenan, Francis - 1931-33
 Horn, Stanley - 1913
 Horner, Jim - 1958-60
 Horsford, G.S. (Mgr.) - 1918
 Horton, Lester - 1929-31
 Horvath, Joseph - 1941
 Hosoda, Toshimasa - 1955
 Hotaling, Henry - 1911
 Hotchkiss, Douglass - 1937-39
 Hotz, Jack - 1981-82
 Houston, William - 1981-83
 Hovey, Harold - 1907
 How, John - 1878-81
 Howard, Carl - 1981-83
 Howard, Clarence - 1929
 Howard, Robert - 1953-55
 Howell, Darren - 1991, 93
 Hubbard, Robert - 1948-49
 Huber, William (Mgr.) - 1961-63
 Hudak, Keith - 1981-83
 Huggler, Peter - 1944-45
 Huggins, Savon - 2011-14
 Hughes, Jim - 1975-78
 Hughes, Sarah (Mgr.) - 1981-82
 Hulst, Willard - 1919
 Hummel, Charles - 1917
 Humphreys, Rick - 1988-89
 Hunt, Andre - 2014-16
 Hunt, Clint - 1997-98
 Hunton, Jay - 1956-58
 Hurt, John - 1961-62
 Hutchins, Al-Malid - 2009
 Hutchinson, Berkeley - 2003
 Hutton, Chris - 1994-95, 1997-98
 Huyler, John - 1870
 Huysson, Peter - 1869-72
 Hyman, Corey - 2004, 2007
 Hynes, Joseph - 1996-97
 Hinton, Travis - 2000
 Hysoski, Walt - 1976-78
 -I-
 Iannucci, Angelo - 1952-54
 Irwin, Joseph - 1926-28
 Issaka, Max - 2012-13
 Ito, Jeremy - 2004-07

Ivey, Ralph - 1976, 78, 79
 -J-
 Jabbie, Mohamed - 2017-18
 Jackman, Leslie - 2005, 2007
 Jackson, Courtney (Mgr.) - 2005
 Jackson, Jamil - 1990-93
 Jackson, John - 1915
 Jackson, Malik - 1990-93
 Jackson, Myles - 2012, 14
 Jackson, Jonah - 2017-18
 Jackson, Randy - 1988-90
 Jacobs, Davon - 2013-15
 Jacobus, Tim (Mgr.) - 2008-10
 Jahn, Julius - 1909
 James, Paul - 2013-15
 Jamison, Jawan - 2011-12
 Jefferts, Jerome - 1935-36
 Jefferson, DC - 2009-12
 Jefferson, Riley - 1997
 Jeffries, Roger - 1991-93
 Jenerette, Ron - 2000-02
 Jenkins, George - 1882
 Jenkins, Henry - 1975-76
 Jenkins, James - 1987-90
 Jenkins, Jeremy (Mgr.) - 2011-13
 Jennings, Frank - 1903
 Jennings, Jim "JJ" - 1971-73
 Jeter, Kent (Mgr.) - 1986
 Johnson, August - 1952-54
 Johnson, Bruce - 1952-53
 Johnson, C. Stanley - 1924
 Johnson, Eric - 1980-82
 Johnson, Errol - 1992-2000
 Johnson, Ezra - 1995
 Johnson, Frederick - 1911-12
 Johnson, George - 2006-09
 Johnson, Isiah - 2015-16
 Johnson, Jarvis - 2001-04
 Johnson, Joseph (Mgr.) - 1981-83
 Johnson, Kaleb - 2011-14
 Johnson, Lester - 1977-79
 Johnson, Robert (Mgr.) - 1940
 Johnson, Sam - 2003-06
 Judak, Keith - 1981-83
 Johnston, Nick - 2018
 Jones, Brandon - 2009-12
 Jones, Chris - 1990
 Jones, Donald - 1941-42
 Jones, Ed - 1971, 73-74
 Jones, Greg - 2016
 Jones, Joey - 1995, 97
 Jones, Khalil (Mgr.) - 2013-15
 Jones, Marcus - 2001-02
 Jones, Mark - 1984
 Jones, Michael - 1997-2000
 Jones, Nathan - 2000-03
 Jones, Robert - 2010-13
 Jones, Shameen - 2018
 Jordan, Ed - 2000-01, 2003
 Joseph, Sebastian - 2014-17
 Jovanovic, Paul - 1996
 Julian, James - 1966-68
 Julie, Howard - 1910-12
 Julien, Joseph - 1929-31
 -K-
 Kaczorowski, Krzysztof - 2000
 Kahle, Cornell - 1920-21
 Kahle, John - 1949
 Kahn, Amir (Mgr.) - 2002-03

Kahn, Howard (Mgr.) - 1983
 Kalinger, Roger - 1963-64
 Karakas, Harry - 1929-31
 Kaplan, Robert - 1950
 Kaplan, Saul - 1945
 Karakas, Harry - 1929-31
 Karpinski, Jed - 1982
 Karwacki, Mike - 1994
 Katchen, Jeffrey (Mgr.) - 1968-69
 Kaup, Ken (Mgr.) - 2002
 Kavulich, Doug - 1990-92
 Kearney, Edward - 1927
 Keating, James - 1983-85
 Keating, John - 1935
 Keating, Tom - 1984-85
 Keefe, Stephen - 1885
 Kehayas, Nicholas - 1955-56
 Keller, Glen - 1975-78
 Keller, Henry - 1918, 21-23
 Kellar, Ron - 1993, 95, 96
 Kelley, Frank - 1916-19
 Keller, Robert - 1954-55
 Kelly, David - 1917-18
 Kelly, Thomas - 1994-97
 Kemlo, James - 1872-75, 77
 Kempson, Norman - 1940
 Kennedy, Chris - 1993-95
 Kennedy, Justin - 1990
 Kenney, John - 1934
 Kenney, Ronald - 1964-66
 Kent, Stephante - 2009
 Keough, John - 1971
 Kiem, MacKenzie (Mgr.) - 2014-16
 Kiernan, James - 1923-24
 Kiley, Al - 1958-59
 Kim, David (Mgr.) - 2011
 Kinch, Ray - 1975-76
 King, Robert - 1941
 King, Walter - 1996-97, 99, 2000
 Kingman, William - 1920-23
 Kirchner, Brendan (Mgr.) - 2008-09
 Kirksey, Kenneth - 2011-14
 Kitchin, Zaire - 2006-09
 Kivlehan, Patrick - 2008-11
 Kizis, Michael - 1968-70
 Klein, Leon - 1945
 Kleiner, Matt (Mgr.) - 2013
 Klitcho, Frank - 1992
 Klosky, Simon - 1941
 Knabb, George - 1931
 Knauss, Richard - 1928-30
 Knight, Mike - 1979-81
 Koar, William - 1941
 Kocaj, Thomas - 1961
 Koehler, George - 1903-04
 Koehler, George - 1909
 Koftsas, Pete - 1989
 Koskise, Doug - 1984-86, 88
 Kolstery, Jeff (Mgr.) - 2001
 Koons, Frank - 1949-50
 Koprowski, Richard - 1966-68
 Korsak, Adam - 2018
 Kornicki, Peter - 1933-35
 Korwin, Timothy (Mgr.) - 2011-13
 Koup, Bert - 1974, 76-77
 Kovacs, Rob (Mgr.) - 2005-06
 Kowal, Matt (Mgr.) - 2014-16
 Kowalski, Joseph - 1958-61
 Kozak, Kory - 1990-92

Kozicky, Myron - 1935
 Krafchik, Max - 1928-29
 Kramer, George - 1931-33
 Kramer, Vincent - 1939-40
 Krapf, Shirley (Mgr.) - 1974-75
 Krasnowski, Paul - 1972-74
 Krause, Aaron - 2002
 Krayer, Cliff - 1960-62
 Krimin, Nick - 2018
 Kroft, Tyler - 2012-14
 Kroll, Alex - 2007-10
 Krupka, Dawn (film) - 1999
 Kubas, Mike - 1978-80
 Kuch, Frank - 1962-63
 Kucowski, Joe - 1994-95
 Kull, Frank - 1918
 Kummer, Kyle - 2007
 Kurdyja, Jeff - 1981-83
 Kurdyja, Ligeia - 1977-80
 Kushinka, Candy (Mgr.) - 1976-77
 Kushinka, Michael - 1946-48
 Kutz, John - 1954-55
 Kuzniak, Mike (Mgr.) - 2004-06
 -L-
 Labiner, Gerald - 1943
 Ladley, John - 1876
 Lamb, George - 1963-65
 Lambert, Quanzell - 2013-16
 Lamicella, Pete - 1993
 Lampert, Evan - 2009-10
 Land - 1892
 Landi, Keith - 2002
 Lane, Al-Ghaffar - 2010
 Lane, Todd - 1990-92
 Lang, H. Titus - 1934
 Lange, Mo - 2007-10
 Langenus, John - 1969
 Lansing, Howard - 1879, 81
 Lapkowitz, Vic - 1971-72
 LaPrarie, Jacque - 1982-85
 LaPrarie, Walter - 1949-51
 Large, George - 1869-70
 Larkin, Thomas (Mgr.) - 1954
 Larrow, Michael - 2010-12
 Larvea, Edmond - 2006-08, 2011
 Lasher, Winfield - 1869-70
 Lassiter, Mark - 1975-77
 Latimer, George - 1929-31
 Latore, Dan - 1994-95
 Laubenheimer, John - 1881
 Laverty, John - 1954-56
 Laviano, Chris - 2014-16
 Law, John - 1978-79
 Lawes, Ernest - 1917
 Lawrence, Bruce - 1963-64
 Lawrence, Richard - 1959-61
 Learner, Zach (Mgr.) - 2010
 Lee, Glen - 2005-08
 Leek, Ralph - 1980-81
 Lefeged, Joe - 2007-10
 Leferts, D.W. (Mgr.) - 1894
 Leggett, William - 1869-70
 LeGrand, Eric - 2008-11
 Lentz, August - 1890
 Leonard, Brian - 2003-06
 Leonard, Nate - 1999-2002
 Leoni, Bryan - 2013-14
 Lerner, Zach - 2011
 Leslie, Edwin - 1906-09

Leslie, Jesse - 1912
 Lester, Tim - 1987-89
 Letson, Walt (Mgr.) - 1919
 Leung, Kate (Mgr.) - 2006
 Lewendon, J. Scott - 1965-67
 Lewis, Cherry - 2005-07
 Lewis, Clifford (Mgr.) - 1937
 Lewis, Eddie - 2018
 Lewis, Johnathan - 2017
 Lewis, Kaiwan - 2015
 Lewis, Paul - 1974
 Lewis, Phil - 2013
 Lездеy, John - 1950
 Libby, William - 1959-61
 Libonati, Nicholas - 2011
 Lichtenberger, Steve (Mgr.) - 2007
 Liddy, Jack - 1931-32
 Liddy, John - 1965-66
 Light, Liz (Film) - 1992-94
 Liguori, Jim - 1970
 Lilburn, George - 1881-82
 Lillis, James - 1872
 Lincoln, Robert - 1922-24
 Linquist, Wallace - 1955
 Linton, Dimitri - 2004, 2007
 Lipetz, David - 1991-92
 Lippman, Robert - 1944
 Lipscomb, Dwight - 1972-75
 Lipsett, Daniel - 1985-87
 Liska, Gary - 1981-84
 Liston, Lestor - 2013-14
 Listorti, Brad - 2004-05
 Little, Bloomfield - 1870-72
 Loblein, Eldon - 1905-06
 Locke, Jason - 1998-99
 Lockwood, Henry - 1887-88
 Lohmann, Joey - 2014
 Lonsing, Howard - 1959-97
 Longa, Steve - 2013-15
 Lonsdorf, Mike - 2018
 Looby, Jordan (Mgr.) - 2011
 Loomis, Chris - 2001-04
 Lopez, Joseph - 1936
 Loppacker, Raymond - 1921
 Lord, John - 1926
 Lorenz, Herbert - 1925-27
 Losey, Harvey - 1886-87
 Lott, Kam - 2014
 Loud, John - 1892
 Lovelace, Antoine - 1999, 2000
 Lovelace, Jabu - 2007-09
 Lowery, Antonio - 2007-10
 Lowery, Antwan - 2010-13
 Lubin, Rachel (Film) - 1995-97
 Lubow, Micah (Mgr.) - 2015-16
 Lucas, Ray - 1992-95
 Lucy, Alan - 2014-16
 Luderman, Robert - 1980-81
 Ludlam, Malcolm - 1889
 Ludlow, Gabriel - 1891-94
 Ludlow, George - 1891, 92, 94
 Ludlow, Howard - 1891
 Ludborough (Mgr.) - 1906-07
 Lugossy, Frank - 1958-60
 Lukabu, Piana - 2001, 2003-04
 Lull, Richard - 1888, 90, 92
 Lumis, William (Mgr.) - 1949
 Lumor, Elorm - 2017-18
 Lumpkin, Keith - 2012-15



Ruch, Kenneth - 1922-25
Rudanovic, Chris - 2007
Rudanovic, Milan - 2006
Rudanovic, Mitar - 2006
Ruddy, George - 1948-49
Rudinski, Wayne - 1977
Ruger, John (Mgr.) - 1938
Ruggieri, Tony (Mgr.) - 1976-78
Ruiz, Fabian - 2008-10
Runney, Richard - 1944
Runyon, Ralph - 1937-39
Ruroede, Glen - 1983, 85
Russell, Brandon - 2015-17
Russo, Ralph - 1937-39
Russum, Frank - 1901
Rustemeyer, Mike - 1978-81
Rutgers, Henry - 1870
Rutkowski, Bron - 1975
Rutkowski, Roman - 1949-51
Ryan, Logan - 2010-12
Ryno, Corydon - 1895-97
 - \$ -
Sabo, John - 1947-49
Sabo, Ronald - 1956-57
Sacca, Ralph - 1996
Sadloch, Michelle (film) - 1996-97, 99
Sadowski, Mike - 1989
Safford, Daniel - 1905-07
Sagnella, Anthony - 1982-85
Salau, Ruth Ann (Mgr.) - 1995
Salek, Jerrold - 1947
Salemi, Jack - 1971-73
Salter, Brandon (Mgr.) - 2000-01
Saltsman, George (Mgr.) - 1966-67
Sanchez, Brian (Mgr.) - 2016
Sandblom, Russell - 1950-52
Sands, Ryan - 2001-03
Sandy, Mike - 1995
Santarpio, Mike - 1975-77
Sanu, Mohamed - 2009-11
Sarna, Guy - 1977-79
Saum, Kevin (Mgr.) - 2009-11
Sauter, Nick - 1974-76
Savage, Tom - 2009-10
Savidge, Peter - 1963-65
Savino, Peter - 1966-68
Savoy, Joseph - 1987-89
Savoye, Richard - 1901
Saxe, Ray (Mgr.) - 1921
Saxton, Donald - 1936-37
Scagliotta, Joseph - 1950-52
Scarff, Charles - 2014-15
Scarr, Francis - 1914-16
Schaffie, Albert - 1941
Schanck, Harold - 1937-39
Schedeneck, Jim - 1983
Schier, Tom (Mgr.) - 1959
Schlick, John (Mgr.) - 1994-95
Schlick, Volney - 1899
Schmid, Alan - 1980
Schmidt, John - 1940-41
Schmidt, Ralph - 1939-41
Schmidt, William - 1940-41
Schneider, Lee - 1967-69
Schomp, William - 1874
Schomaker, Oliver - 1902-04
Schottinger, John - 1943
Schroeder, Robert - 1964-66
Schuck, John - 1949-51

Schultz, Wm. (Mgr.) - 1965-66
Schutte, Bob - 1969-71
Schwarz, Edward - 1935
Schwedo, Donald - 1952-53
Schwenk, Chad - 1999-00
Schwenker, Carl - 1933-34
Sciafani, Carmen - 1987-88
Scott, James - 1950-51
Scott, Sean - 1990
Scudder, Charles - 1886-87
Scudder, Clarence - 1885-87
Scudder, Dana - 1920-21
Scudder, Henry - 1887
Scudder, Jared - 1880-82
Scudder, Joe (Mgr.) - 1895-96
Scudder, John - 1919-22
Scudder, Myron - 1879-81
Scuddier, Walter - 1888-91
Seabrooks, Shawn - 2000-02
Seaman, Lloyd - 1956-58
Searle, Robert - 1913-14
Seeldon, Jon - 1982-83, 85
See, William - 1878-79
Seeger, Robert - 1994-96
Segaloff, Mark - 2004
Seger, Mark - 1980-81
Segoine, H. Richard - 1904-07
Seiler, Ralph - 1912-15
Sellari, Don - 1995
Senff, Les - 1958-60
Senko, Steve - 1945-48
Sertick, Jerry - 1964-65
Sexton, J.R. (Mgr.) - 1909-10
Seymour, Kamaal - 2016-18
Shak, Neg (Mgr.) - 1944
Shapley, Russell - 1950-52
Sharp, Nugent - 1957-58
Shea, Garrett - 1998, 00
Shedden, James - 1926-28
Sherengos, William - 1950-51
Sherman, Lee - 1962-63
Sheremetta, Nick - 1993
Sheridan, Brian - 1993-95, 97
Sherrard, John (Mgr.) - 1945-46
Shimko, Steve - 2011
Shuler, Miles - 2011-12
Shutte, Bob - 1969-71
Shycko, Ron - 1972-73
Siatta, Mike (Mgr.) - 2004-05
Sibelman, David (Mgr.) - 2007-09
Sica, Jason - 1994
Siciliano, Dante - 1997-98
Sickles, Harry - 1945
Sidebottom, Andrew (Mgr.) - 2008-11
Sigler, Herbert - 1893
Silverstro, Alex - 2007-10
Simkev, Steve - 1974-75
Simms, Frederick - 1955-57
Simms, Robert - 1957-59
Simms, Stephen - 1959-61
Simon, Franklin (Mgr.) - 1948
Simone, Donald - 1856
Simone, Ronald - 1999, 01
Simonelli, Tony - 1960-62
Simonson, Robert - 1945
Simpkins, Hillyer - 1935-37
Sims, Herndon - 1985
Sinclair, Kevin - 1998-99
Singer, Austin - 1923-25

Sipos, Dale - 1972-73
Sitkowski, Artur - 2018
Sivess, Andy - 1945-46
Sivess, Greg - 1970
Slee, John - 1876
Sliker, Lawrence - 1915-16, 19-20
Slovan, Jared - 1994-97
Slover, Louis - 2000-08
Smart, Davon - 2007-08
Smart, Mathew (Mgr.) - 2015-16
Smirnow, Martin - 1937
Smith, Albert - 1982-85
Smith, Arthur - 1927
Smith, Cyrus - 1880
Smith, George - 1921-23
Smith, Howard - 1907-10
Smith, James - 1933
Smith, Jerry - 1979
Smith, Ken - 1977-80
Smith, Ken (Mgr.) - 2007-08
Smith, Lewis - 1947
Smith, Liam (Mgr.) - 2009-12
Smith, L.J. - 1999-2002
Smith, Mark (Mgr.) - 1985-86
Smith, Ralph - 1900-01
Smith, Randy - 1998
Smith, Richard (Mgr.) - 1994-97
Smith, Rudy - 1994-95
Smith, Russ (Mgr.) - 1932
Smith, Shaun - 1990, 92-93
Smith, William - 1938-40
Smolyn, Gary - 1971-73
Smoyer, Thomas - 1929-31
Sneathen, Bob - 1992-94
Sneed, Trey - 2016
Snyder, Brett - 1987-89
Snyder, Kevin - 2011-14
Snyder, Louis - 1876
So, Chuck (Mgr.) - 2003
Somorin, Tolulope (Mgr.) - 2016
Sosa, Pedro - 2005-07
Sowick, Fred - 1946-49
Sparks, William - 1962-64
Spaulding, Bruce - 1993-94
Speidel, Robert - 1987-89
Spells, Shane - 1992-94
Spencer, Scott - 1971-73
Speranza, William - 1959-61
Spitzer, Kevin - 1986
Spitzer, Mike - 1990-93
Spitzer, Rich - 1980-82
Spizzo, T.J. - 1994-96
Spray, Herbert - 1945
Staats, Peter - 1872-73
Stager, Walter - 1928-30
Stalker, William - 1943
Stanowicz, Steven - 1935-36
Stanton, Seth - 1998-2001
Staples, Parker - 1937-38
Stapleton, Darnell - 2005-06
Stapleton, Desmond - 2009-11
Startzell, Kennan - 1976-79
Stasiak, Walter - 1966
Steele, Charles - 1869
Stegeman, W. - 1891
Stegmann, Raif - 1964-66
Steinke, Rudolph - 1904-08
Stephans, Mike - 1996
Stephens, Curtis - 1984-87

Stephens, Reggie - 1997-98
Stephenson, Cameron - 2004-06
Stephenson, Daryl - 2013-14
Stephenson, Delon - 2013-14
Stevens, George - 1869-70
Stevens, Lawrence - 2017-18
Steward, Ed - 1977-80
Steward, Fritz - 1870
Stewart, George - 1991-93
Stewart, Jon - 1978-79
Stewart, Wm., Jr. - 1900-01, 03
Stillman, I.A. (Mgr.) - 1904
Stites, Robert - 1950
Stitik, Paul - 1954-55
Stohrer, Robert - 1963-65
Stoll, Chris - 1990-93
Stonebraker, Robert - 1967-69
Stonkus, Bryan - 2014-15
Storck, Donald - 1916, 19
Stotesbury, Louis - 1888-89
Stout, David - 1962-64
Stowe, Raymond - 1899
Stowe, Tyrone - 1983-86
Strange, Clifford - 1887
Strasburger, Paul (Mgr.) - 1934
Strelick, Paul - 1962-63
Strickland, Douglas - 1986-87
Strickland, William - 1896
Stringer, David - 2000-01
Strohmeier, Dax - 1996-99
Stroud, Keith - 2009-10
Studivant, Vantrise - 2005
Sullivan, Paul (Mgr.) - 2010-11
Sullivan, P.J. (Mgr.) - 2010-11
Sullivan, Theresa (Mgr.) - 1999-2002
Summerhail, John - 1918-21
Supleveda, Myles (Mgr.) - 2013
Surlis, Timothy - 1981
Sutton, John - 1917
Sutton, Reggie - 2018
Swartz, Rusty - 1993-96
Swayne, Harry - 1983-86
Sweel, John - 1928
Sweeney, Andrew - 1903
Sweeney, John - 1983
Sweeney, Tom - 1972-73
Sweetman, Ch. (Mgr.) - 1956-58
Swinger, Rashod - 1993-96
Sot, Alex - 1939-40
Szydlowski, Cathy (Mgr.) - 1977-78
 - T -
Taiglia, James - 1946-48
Tait, Harold - 1885-86
Tait, John - 1884-85
Talan, Walter - 1946-48
Talbot, Arthur - 1939
Tallman, Howard - 1912-15
Tango, Tony - 1977
Tanribiller, Steve - 1990-92
Tappen, Tom - 1960-62
Tarcher, Leonard - 1932
Tardy, Steve - 1986-89
Tartacoff, J.T. - 2010-13
Tarver, Tom - 1990-91
Taylor, Billy - 2017-18

Taylor, Brian - 1991
Taylor, Jim (Mgr.) - 1992-93
Taylor, Linwood - 1974
Taylor, T.J. - 2014-16
Te, San San - 2008-11
Teatoom, Jim - 1974-76
Teel, Mike - 2005-08
Tepper, Louis - 1965-66
Terhune, Clarence - 1887-88
Terrylia, Jeff - 2004
Terrill, C. Hoyt - 1921, 23-25
Terry, Dawn (Mgr.) - 1977-79
Terry, Lloyd - 2014
Tharp, Reuben, Jr. - 1903-06
Theokas, Michael - 1995
Thomas, Dennis - 1998-2001
Thomas, Jordan - 2010-11
Thomas, Wayne - 2008
Thomas, William - 1946
Thompson, Art - 1973-74
Thompson, Devraun - 2003-06
Thompson, DeWayne - 1999-02
Thompson, Elias - 1887-88
Thompson, John - 1898
Thompson, Marcus - 2011-13
Thompson, Peter - 1916
Thompson, Wayne - 1897
Thompson, William - 1927
Thompson, William - 1960-62
Thopp, Frank - 1945-48
Throup, Tim - 1978
Tierney, Michael - 1892
Tighe, Andy - 1971-73
Tillotson, Bob - 1952
Tinney, Gary - 1969-70
Tittsworth, Arthur - 1910-11
Titus, Charlie - 1998-99
Tobish, Theodore - 1899-1900
Todd, Harvey - 1912-14
Todd, Ralph - 1910-14
Toler, Lewis - 2013
Tomaini, Darlene (Mgr.) - 1979, 81
Tomkins, Steven - 1987-88
Toohy, John - 1910-14
Toughan, William - 1879
Vaughn, Scott - 1992-93
Venezky, Zach - 2018
Venezia, Frank - 1979
Venetti, Mike (Mgr.) - 2010
Verbitski, Brian - 2014-15
Verbitski, John - 1939
Verbitski, John - 1946
Verduzco, Parris - 1998
Veth, George - 1957
Vetter, Mike (Mgr.) 2004
Viggiano, Donald - 1963-64
Vigh, William - 1946-47
Vinet, Pierre - 1950
Vitello, Ben - 2012
Vitolo, Tom - 1966-67
Voelker, Otto - 1991
Vogt, Will - 2003, 05
Vohden, Raymond - 1950-51
Vokolek, Travis - 2018
VonBischoffshausen, R. - 1963-64
Von Glaeh, Clarence - 1928
Volpe, Mike - 1986
Volker, Frederick - 1902
Voorhees, Garrett - 1920
Voorhees, Garrett - 1889-91

Tverdov, Pete - 2005-08
Twamley, Steve - 1984-86
Twining, Nathaniel - 1911-14
Twitchell, Albert - 1932-34
Twitty, Mark - 1974-75
 - U -
Udovich, Clem - 2010
Udovich, Clement - 1982-85
Udovich, Patrick - 1987-89
Underwood, Tiquan - 2005-08
Updike, Harold - 1933
Urbanick, Joseph - 1966-67
Urda, Nicholas - 1987-89
Urta, Vincent - 1939-41
 - V -
Valcarcel, Mike (Mgr.) - 2010-12
Valentine, Roy - 1946-48
Vallone, Scott - 2009-12
Van Aken, Alexander - 1872-75
Van Brackle, Henry - 1883-84
Van Der Noot, George - 1935-36
Van Deventer, John - 1901
Van Duzer, George - 1891-92
Van Dyck, Francis - 1892-94
Van Dyck, William, Jr. - 1894
Van Fleet, Jacob - 1869-70, 72
Van Hee, Isaac - 1891-93
Van Heevenberg, H. - 1889-1900
Van Mater, Daniel - 1933, 35
Van Ness, Bruce - 1967-69
Van Neste, John - 1869-70
Van Orden, Percival - 1893
Van Sickle, Russell - 1911
Van Slyke, Warren - 1893
Van Winkle, Isaac - 1875-76
Van Winkle, Stephen - 1874-75
Van Winkle, Theodore - 1909-12
Van Winkle, Thomas - 1902-03
Van Winkle, Winant - 1897-99
Van Vatter, Daniel - 1933-35
Van Zandt, William - 1873-74
Van Zee, Charles - 1887-89
Varius, Joseph - 1938-40
Vaughan, William - 1879
Vaughn, Scott - 1992-93
Venezky, Zach - 2018
Venezia, Frank - 1979
Venetti, Mike (Mgr.) - 2010
Verbitski, Brian - 2014-15
Verbitski, John - 1939
Verbitski, John - 1946
Verduzco, Parris - 1998
Veth, George - 1957
Vetter, Mike (Mgr.) 2004
Viggiano, Donald - 1963-64
Vigh, William - 1946-47
Vinet, Pierre - 1950
Vitello, Ben - 2012
Vitolo, Tom - 1966-67
Voelker, Otto - 1991
Vogt, Will - 2003, 05
Vohden, Raymond - 1950-51
Vokolek, Travis - 2018
VonBischoffshausen, R. - 1963-64
Von Glaeh, Clarence - 1928
Volpe, Mike - 1986
Volker, Frederick - 1902
Voorhees, Garrett - 1920
Voorhees, Garrett - 1889-91



RUTGERS BOWL HISTORY



1978 GARDEN STATE BOWL

EAST RUTHERFORD, N.J. - In its first postseason action in program history, Rutgers faced Arizona State at Giants Stadium in the inaugural Garden State Bowl in 1978. The Scarlet Knights pulled ahead in the first half on a touchdown by David Dorn and field goal from Kennan Startzell to take a 10-0 lead. However, the Sun Devils closed the gap just before the end of the first half when Mark Malone found Bob Weathers in the end zone. In the third quarter, Arizona State claimed the lead with two Malone touchdown passes and in the final quarter added another score with a rushing TD to make the score 28-10. Ted Blackwell brought the Scarlet Knights to within 10 points with his five-yard rushing touchdown and successful two-point conversion. Rutgers had a final chance to take over the game when an offside kick came bouncing its way, but an offside flag on the kickoff erased the Scarlet Knights good fortune. Arizona State tacked on two touchdowns to secure the 34-18 victory.



2005 INSIGHT BOWL

PHOENIX - Rutgers and Arizona State met for the second time in a bowl game, this time at Phoenix's Chase Field. The Scarlet Knights came up just short in the contest, losing 45-40 to the Sun Devils. RU scored the game's first touchdown on a pass from Ryan Hart to Clark Harris, but ASU quickly responded with a TD of its own, evening the game at 7-7. Both teams traded a number of scores, but back-to-back touchdowns in the fourth quarter helped ASU to a 45-33 lead and the eventual victory. Rutgers engineered a 63-yard TD drive in the final 51 seconds, but it was not enough as the Sun Devils held on for the 45-40 win.



2006 TEXAS BOWL

HOUSTON - Rutgers' most memorable season ended with the program's biggest milestone - the first bowl victory in the history of Scarlet Knight football. Ray Rice rushed for 170 yards and a touchdown, while Tim Brown hauled in two TD passes as the 16th-ranked Scarlet Knights defeated Kansas State 37-10. Rice eventually went on to be named the Texas Bowl's Most Valuable Player. In the first quarter, Mike Teel hit Brown in the end zone on a 14-yard touchdown pass and the pair later connected, this time with a 49-yard strike to give Rutgers a 14-0 lead. Jeremy Ito sent a 37-yard field goal through the uprights with less than a minute remaining in the first half to take a 17-10 lead at halftime. In the opening minute of the third quarter, Rutgers extended its lead on an interception returned for a touchdown by Quintero Frierson. The Scarlet Knights scored the final 23 points of the game as Rice added a 46-yard touchdown run and Ito converted a pair of field goals to give RU the 37-10 victory.



2008 INTERNATIONAL BOWL

TORONTO - In its third-consecutive bowl game, Rutgers pulled off another program milestone with its second-straight postseason victory as the Scarlet Knights defeated Ball State, 52-30. Ray Rice had one of the finest individual outings in college football history, rushing for a career-high 280 yards and four touchdowns en route to being named the International Bowl's Most Valuable Player, his second-consecutive MVP honor in a bowl game. Rice's 280 yards were the third-most rushing yards in NCAA Bowl history. He entered the game with 1,732 yards on the ground and ended his season with 2,012 yards rushing to become the 13th player in NCAA history to amass more than 2,000 yards. The rushing total also set a Big East and school single-season record. The 52 points scored were the most in Rutgers' bowl history. Including both individual and team marks, RU set a total of nine bowl records at the International Bowl.

- Y-
- Yacaginsky, Joe - 1973-74
- Yaksick, Bob - 1960-62
- Yancheff, Mike - 1969-70
- Yanowitz, Brandon (Mgr.) - 2001-02
- Yansick, Kyle (Mgr.) - 2014-15
- Yates, Andre - 1988
- Yates, Keith - 1943-44
- Yeager, Bryan - 1996-97
- Young, Avery - 2018
- Young, Derek L. (Mgr.) - 1986
- Young, Eric - 1985-88
- Young, Frank (Mgr.) - 1971-73
- Young, George - 1926-27
- Young, Harold - 1981-84
- Young, Kordell - 2006-10
- Z-
- Zack, Dee Dee (Mgr.) - 1978-80
- Zappa, Jarred (Mgr.) - 2009-10
- Zappa, Steve (Mgr.) - 2010-13
- Zdobylak, Andy - 1973-74
- Zelenky, John - 1981-82
- Ziarnowski, Mike - 2007
- Ziegler, James - 1910
- Zientuk, Bob - 1970
- Zimmerman, David - 1966-68
- Zimmerman, Peter - 1976-78
- Zimmerman, Robert - 1935
- Zingg, Wherry - 1924-25
- Zoller, Anton - 1927
- Zukas, Frank - 1971-72
- Zukaukas, Charles - 1941-42
- Zurich, James - 1981
- Zuttah, Jeremy - 2004-07



2008 PAPAJOHNS.COM BOWL

BIRMINGHAM, Ala. – Fitting that Rutgers would end the 2008 season with a come-from-behind win. After winning only one of their first six games, Mike Teel and the Scarlet Knights erased an 11-point second half deficit to defeat North Carolina State 29-23 in the PapaJohns.com Bowl. Leading the comeback -- as he did all season -- was Teel, who passed for 319 yards and two touchdowns, including a 42-yard scoring toss to Kenny Britt to give the Scarlet Knights (8-5) the lead for good in the fourth quarter. Teel's pass to Britt with 8:30 to play proved to be the winning touchdown. Britt, a third-team All-American, made a juggling catch as he crossed the goal line and finished with six catches for 119 yards. Teel, a senior, was the game's most valuable player. He ended his career on a seven-game winning streak after being booed at home when he was struggling earlier in the season. NC State (6-7) held a 17-6 halftime edge, led by quarterback Russell Wilson who was 11-for-23 for 186 yards and a score. But Wilson left the game with a strained knee late in the first half and did not return. The Scarlet Knights scored 10 consecutive points in the third quarter on a 31-yard field goal by San San Te and an 11-yard pass from Teel to Tiquan Underwood. Rutgers took a 19-17 lead with 13:31 to play on a 28-yard field by Te after a 10-play, 70-yard drive. The Wolfpack came right back as reserve quarterback Daniel Evans drove them 64 yards in eight plays and hit Anthony Hill with a 16-yard touchdown pass to give NC State a 23-19 lead. But it was only two plays later when Teel hit Britt for the go-ahead score.



2009 ST. PETERSBURG BOWL

ST. PETERSBURG, Fla. – Rutgers (9-4) capped off its fifth-straight bowl appearance with its fourth-consecutive bowl victory, defeating Central Florida 45-24 in the 2009 St. Petersburg Bowl on Saturday, Dec. 19 at Tropicana Field. The Scarlet Knights showed a great display of balance in all three phases of the game, recording touchdowns on offensive, defensive and special teams. RU ended the night with two rushing touchdowns, two passing touchdowns, one interception and one kickoff returned for scores. Rutgers gained 380 yards of total offense behind a career passing day from freshman quarterback Tom Savage who completed 14-of-27 passes for 294 yards and two touchdowns. Fellow true freshman Mohamed Sanu also enjoyed a career-best evening as he accounted for three of RU's five touchdowns. Sanu had 13 carries for 41 yards and a pair of touchdowns, in addition to catching four passes for 97 yards and a TD. For his performance Sanu was awarded the Most Outstanding Player trophy, joining past bowl honorees Ray Rice (2006 Texas Bowl, 2008 International Bowl) and Mike Teel (2008 PapaJohns.com Bowl).



2011 NEW ERA PINSTRIPE BOWL

BRONX, N.Y. – Chas Dodd hit Brandon Coleman for an 86-yard touchdown pass late in the fourth quarter and Jawan Jamison ran for two scores to lead Rutgers over Iowa State 27-13 in the New Era Pinstripe Bowl on Dec. 30, 2011. The Scarlet Knights (9-4) ran their bowl winning streak to five and improved to 2-0 this season at Yankee Stadium, where they beat Army earlier in the season. Rutgers, which played in one bowl game before 2005, is 5-1 in the postseason since that season. The Cyclones (6-7) finished the season on a three-game losing streak, their last win coming on Nov. 18 in Ames, Iowa, when they pulled off the biggest upset of the season against Oklahoma State. In this game, Steele Jantz relieved Barnett in the second quarter and helped pull the Cyclones within 20-13 in the fourth on Jeff Woody's 20-yard touchdown run with 10:00 left. After an exchange of punts left Rutgers deep in its own end, Dodd went deep to Coleman. The 6-foot-6 redshirt freshman went over 5-7 cornerback Jeremy Reeves, then outran the corner to the end zone to make it 27-13 with 5:47 left. It was Coleman's only catch, but it turned out to be the play of the game. Jamison, another redshirt freshman giving Rutgers fans hope for more bowls to come, finished with 134 yards on 27 carries.



2012 RUSSELL ATHLETIC BOWL

ORLANDO - Rutgers saw its 2012 season come to an end with a 13-10 overtime loss to Virginia Tech in the Russell Athletic Bowl in Orlando on Dec. 28, 2012. The loss ended the Scarlet Knights' bowl win streak at five, which had previously been the longest active streak in the nation. In the 15th meeting between the two squads, Rutgers held a 10-0 lead heading into the fourth quarter. The Scarlet Knights scored first on a ball that was snapped over Virginia Tech QB Logan Thomas and recovered in the end zone by Rutgers LB Khaseem Greene on the opening drive. An RU field goal by Nick Borgese late in the opening quarter would be the final points until the last stanza. In the fourth, the Hokies were able to tie it up. In the first overtime possession, the Hokies settled for a 22-yard field goal to take a 13-10 lead. Rutgers had a possession to answer, but after going three-and-out, Borgese missed wide-right on a 42-yard field goal attempt to end the game. Rutgers finished the year 9-4 and earned a share of the school's first Big East Championship.



2013 NEW ERA PINSTRIPE BOWL

BRONX, N.Y. – A 47-yard field goal by Kyle Federico brought Rutgers within three with less than nine minutes remaining, but 10 unanswered points by Notre Dame iced the contest, as the Irish defeated the Scarlet Knights, 29-16, in the 2013 Pinstripe Bowl at Yankee Stadium. It was the eighth bowl trip in nine seasons for Rutgers. A Pinstripe Bowl record crowd of 47,122 watched a back-and-forth affair for the majority of the contest, with neither team leading by more than one possession until late in the fourth quarter. Brandon Coleman led RU in receiving with two catches for 65 yards and a touchdown, while Paul James logged 48 yards on 10 rushing attempts. Coleman's touchdown late in the first quarter was the 20th of his career, tying him for the school record. Federico converted all three of his field goal attempts.



2014 QUICK LANE BOWL

DETROIT – In control from the outset, Rutgers thoroughly dominated North Carolina, 40-21, in the Quick Lane Bowl at Ford Field, turning in one of its stronger performances of the year to finish the 2014 campaign at 8-5. Quarterback Gary Nova threw two touchdown passes, freshmen running backs Josh Hicks and Robert Martin proved to be a dynamic 1-2 punch in the running game, with each topping 100 yards rushing, and the Scarlet Knights' defense quieted the most productive offense in North Carolina history for all but the final 6:45 of the game. The Scarlet Knights jumped out to a 23-0 lead at halftime, sparked by a 34-yard touchdown pass from Nova to Andre Patton on the first drive of the game. Hicks and Martin both added rushing scores to pad the lead, with Kyle Federico connecting from 19 yards away with 11 seconds left in the second quarter. Nova, who finished 9-of-20 for 184 yards, pushed the Scarlet Knights' 23-0 halftime lead to 30-7 with his second touchdown pass - this one a 34-yard strike to Andrew Turzilli - with 7:33 left in the third quarter. The advantage grew to 37-7 on Martin's 28-yard touchdown run with 14:11 to play. Federico tacked on a 31-yard field goal with 10:04 remaining to make it 40-7. Martin and Hicks joined Ray Rice (three times) and Jawan Jamison as the only Rutgers backs to rush for 100 yards in a bowl game. Martin (19 carries for 100 yards and two touchdowns) and Hicks (202 yards and one touchdown on 19 carries) also joined Rice as the only true freshmen to reach 100 in a bowl for the Scarlet Knights. Hicks was named MVP of the game for his efforts. The rushing totals for both Martin and Hicks were career highs, with Rutgers' 340 rushing yards overall the most in program history in a bowl game and the highest total this season. Defensively, Lorenzo Waters totaled a game-high 14 tackles (10 solo), adding two fumble recoveries and a blocked field goal. Darius Hamilton contributed two tackles for loss in the victory.

2011	Brandon Jones
2012	Mason Robinson
2013	Diwany Mera
2014	Kaleb Johnson
2015	Lorenzo Waters
2015	Sam Bergen

R MAN COURAGE AWARD

2011	Eric LeGrand
2013	David Milewski
2014	Taj Alexander
	Gareef Glashen
2015	Quentin Gause
	Chris Muller

THE FRANK R. BURNS AWARD

Awarded for mental and physical toughness in spring practice

1990	Einaro Webster
1991	Doug Adkins
1992	Jay Bellamy
1993	Andrew Beckett
1994	Mark Washington
1995	Robert Higgins
1996	Matt Fleming
1997	Alan Davis
1998	Andy Holland
1999	Roger Wingate
2000	Greg Pyszczymuka
2001	Mike Esposito
2002	Marty Pyszczymuka
2003	Brian Bender
2004	Ryan Neill
2005	Clarence Pittman
2006	Sam Johnson
2007	Kevin Malast
2008	Pete Tverdov
2009	Jim Dumont
2010	Charlie Noonan
2011	Mason Robinson
2012	Ka'Lial Glaud
2013	Marcus Thompson
2014	David Milewski
2015	Nick Arcidiacono

DOUGLAS A. SMITH-DEFENSIVE MARK MILLS-OFFENSIVE SECOND EFFORT AWARDS

Awarded to the players who have shown the most improvement during the spring

1980	Gary Liska
1981	Craig Hoffner
1982	Mercer Hedgeman
1983	Mike Brenner
1984	Barry Buchowski
1985	Darryl Brittingham
	Glenn Fine
1986	John Kutz
	Harry Swayne
1987	George Bankos
	Tyrone McQueen
1988	Jeff Erickson
	Tim Lester
1989	Marty Mayes
	Gary Melton
1990	Todd Lane
	Donald Forbes
1991	Andrew Beckett
	Tim Christ
1992	George Stewart
	Doug Kavulich
1993	Jay Bellamy
	Terrell Willis
1994	Keif Bryant
	Marco Battaglia
1995	Rusty Swartz
	Pat Gorman
1996	Thomas Kelly
	Chad Bosch
1997	Norris Crawford
	Chris Hutton
1998	Riley Jefferson
	Jason Ohene
1999	Tarell Freaney
	Kevin Sinclair
2000	Gary Brackett
	Chad Schwenk
2001	Shawn Seabrooks
	Antoine Lovelace
2002	Gary Gibson
	Mike Williamson
2003	Brandon Haw
	Chris Loomis
2004	Terry Bynes
	Chris Baker
2005	Corey Barnes
	Ishmael Medley
2006	Jason McCourty

2007	Kevin Haslam
	Pete Tverdov
2008	Kenny Britt
	Davon Smart
	Dennis Campbell
2009	Charlie Noonan
	Desmond Wynn
2010	Khaseem Greene
	Tim Wright
2011	David Rowe
	De'Antwan Williams
2012	Quentin Gause
	Taj Alexander
2013	Ian Thomas
	Desmon Peoples
2014	T.J. Taylor
	Janarion Grant
2015	Saquan Hampton
	J.J. Denman

THE AXE PLAYER OF THE YEAR

Awarded for player who accumulated the most Axe Player of the Game honors

2009	Zaire Kitchen
2010	Eric LeGrand
2012	Logan Ryan
2013	Robert Jones
2014	Gary Nova
2015	Joey Roth

SWARM AND FINISH AWARD

Awarded for player who exemplifies the type of consistent effort and intensity in representing Rutgers' mantra to swarm and finish

2009	Billy Anderson
2010	Brandon Jones
2012	Brandon Coleman
	Marcus Cooper
2013	Michael Burton
	Lorenzo Waters
2014	Michael Burton
	Diwany Mera
2015	Derrick Nelson
	Julian Pinnix-Odrick

DRADDY TROPHY "ACADEMIC HEISMAN"

2006	Brian Leonard
------	---------------

EDDLEMAN-FIELDS PUNTER OF THE YEAR

2017	Ryan Anderson
------	---------------

MAXWELL AWARD

2006	Ray Rice - Finalist
------	---------------------

MAXWELL CLUB TRI-STATE PLAYER OF THE YEAR

2006	Ray Rice
2008	Kenny Britt
2011	Mohamed Sanu
2012	Khaseem Greene

RIMINGTON AWARD

2006	Darnell Stapleton - Finalist
------	------------------------------

CO-SIDA ACADEMIC ALL-AMERICAN

1989	Steve Tardy (2nd Team)
2002	Nate Jones (2nd Team)
2003	Nate Jones (1st Team)
2007	Brandon Renkart (2nd Team)
2014	David Milewski (1st Team)
2017	Ryan Anderson (1st Team)

NATIONAL FOOTBALL FOUNDATION HALL OF FAME

Player	Years at RU
Homer Hazel	1916, 23-24
Paul Robeson	1916-18
Alex Kroll	1960-61

Coach	Inducted
George Foster Sanford	1971
56-32-5 Record	
Harvey Harman	1981
66-42-2 Record	

NATIONAL FOOTBALL FOUNDATION SCHOLAR-ATHLETE AWARD

Player	Years at RU
Paul Benke	1958-60
Alex Kroll	1960-61
"JJ" Jennings	1971-1973
Brandon Renkart	2003-2007
Steve Tardy	1986-89

ALL-STAR PARTICIPANTS

Senior Bowl	
1962	Alex Kroll
	Steve Simms
1996	Robert Barr
	Bruce Presley

2001	Mike McMahon
2003	L.J. Smith (DNP - injury)
2006	Brian Leonard
2006	Clark Harris (DNP - injury)

2010	Devin McCourty
2011	Joe Lefeged
2013	Steve Beauharnais
	Khaseem Greene
2016	Leonte Carroo
2018	Kemoko Turay

Hula Bowl	
1974	"JJ" Jennings
1987	Tyronne Stowe
1994	Bryan Fortay
1999	Shaun O'Hara

East-West Shrine Bowl	
1949	Frank Burns
1977	John Alexander
1985	Alan Andrews
1987	Lee Getz
1993	Shawn Williams
1995	Ken Damman
1996	Marco Battaglia
	Bruce Presley
1998	Reggie Stephens
2007	Pedro Sosa
	Jeremy Zuttah
2009	Courtney Greene
2010	Kevin Haslam
2012	Desmond Wynn
2013	R.J. Dill
	Scott Vallone
2014	Antwan Lowery
2016	Keith Lumpkin
2019	Saquan Hampton

Blue-Gray Classic	
1939	Bill Tranavitch
1947	William Vigh
1952	Russ Sandbloom
1953	Les Miller
1958	Bill Austin
1969	Richard Policastro
1975	Tom Holmes
1976	Nate Toran
1978	Jim Hughes
1986	Tyronne Stowe
1989	Jeff Erickson
	Pat Udovich
1990	Scott Miller
1992	Shawn Williams
1993	Jay Bellamy
	Chris Brantley
	Malik Jackson (Def. MVP)
1994	Bob Sneathen
1995	Robert Barr
	Bruce Presley
1996	Rashod Swinger
1999	Wayne Hampton
2000	Mike McMahon (Off. MVP)
2003	Raheem Orr

Inta Juice North-South All-Star Classic	
2006	Ramel Mckees
	Darnell Stapleton
	Cameron Stephenson

Texas vs. the Nation All-Star Challenge	
2007	Eric Foster
2009	Kevin Malast
	Jason McCourty
	Mike Teel
	Tiquan Underwood
2010	George Johnson

Eastham Energy College All-Star Game	
2011	Jonathan Freeny
	Antonio Lowery

Players All-Star Classic	
2012	Joe Martinek

Medal of Honor Bowl	
2015	Michael Burton
	Gary Nova

NFL Players Association Collegiate Bowl	
2016	Quentin Gause



MEDIA POLICIES

RUTGERS ATHLETIC COMMUNICATIONS

The Rutgers Athletic Communications Office is committed to assisting members of the media with their coverage of the Rutgers football team. Hasim Phillips serves as the primary contact for the football program with support from Jimmy Gill and Brad Derechailo.

The Athletic Communications Office is located on level one of the press box at HighPoint.com Stadium. For information regarding credentials, interviews, statistics, press conferences, etc., please call the Athletic Communications Office at 732-445-7028, visit CollegePressBox.com or e-mail Hasim Phillips at hphillips@scarletknights.com.

To assist in your coverage throughout the year, please read the media information on this page. All interview requests must be directed to and arranged through the Athletic Communications Office at least one day (24 hours) in advance. Coaches, players and support staff are prohibited from participating in any interviews without prior authorization from the Athletic Communications Office.

MEDIA CREDENTIALS

All media credential requests must be submitted via email to credentials@scarletknights.com. Admittance to the HighPoint.com Stadium press box is limited to working media members only. Credential requests must be made formally to the credential email address.

Requests for game day credentials must be received at least two weeks in advance of the date of the contest to provide sufficient time for processing and mailing. Media credentials which cannot be mailed will be left at the West Gate Media Will Call (Media Entrance) beneath the press box at HighPoint.com Stadium.

Working space in the HighPoint.com Stadium Press Box is allotted on the following basis: (1) daily newspaper writers covering for next-day publication covering Rutgers or the current game opponent; (2) sports editors of newspapers in New Jersey, New York and Eastern Pennsylvania; (3) radio personnel for broadcast originations; (4) official school student daily newspaper; (5) approved special coverage; (6) press and TV working photographers; (7) weekly press representatives; non-originating radio representatives of AM news stations; and Internet writers for sites affiliated with established, nationally-recognized media outlets will be considered on a game-by-game basis as space permits. Visiting freelance and amateur photographers are not eligible for media credentials.

PHOTOGRAPHERS

Sideline photographers and media members must follow NCAA guidelines, which prohibit entry to the bench areas.

PARKING

Media parking is located in the RWJMS Lot on Hoes Lane West, near the Rutgers Golf Course. Pre and postgame shuttle service will be provided to transport media members from the RWJMS Lot to the drop off point near Athletes Glen. You should request your parking at the same time you request your game credential. If time permits, both will be mailed to you. There is no day-of-game media parking list and therefore members of the media must have a media parking pass in advance of the game.

PRESS BOX SERVICES

Complete NCAA statistics, play-by-play and quote sheets from both teams are all regular services on gameday. Upon your arrival, you will receive information with a game program, flipcard, updated stats and game day notes.

The press box has wireless internet access. Login information will be provided on the day of game.

PLAYER INTERVIEWS

All player interviews must be arranged through the Athletic Communications Office at least one day (24 hours) in advance. Players are available in person following practice on Tuesday and Wednesday, pending class schedules.

Please consult with Hasim Phillips regarding availability as it will vary from week to week. A time mutually convenient for the player and media member can be set up by the Athletic Communications Office. During a traditional game week, there will be no player interviews after Wednesday until following the game.

COACH ASH INTERVIEWS

All interview requests for Rutgers head coach Chris Ash must be arranged through Hasim Phillips. In addition to post-practice media availability, coach Ash will be available to the media every Monday morning at his weekly press conference in the team meeting room of the Hale Center.

POST PRACTICE INTERVIEWS

On Tuesday, select offensive coaches and players will be available to the media post practice, while select defensive coaches and players will be available on Wednesday. Head coach Chris Ash will address the media following practice on Thursday.

ASSISTANT COACH INTERVIEWS

Assistant coaches are available to the media following practice with the offensive staff conducting interviews on Tuesdays, while the defensive staff meets on Wednesdays. The offensive and defensive coordinators will be available at the weekly Monday press conference in the team meeting room of the Hale Center.



PRACTICE COVERAGE

The use of social media (Twitter, Facebook, Instagram, Snapchat or Periscope) is strictly prohibited during practice sessions. Live reporting is NOT permitted during practice. Live video/audio broadcast of any kind is also NOT permitted. This includes the use of social media platforms such as Facebook Live, Instagram, Snapchat or Periscope. All reports must be filed at the conclusion of any open media practice windows.

POST-GAME INTERVIEWS

Head coach Chris Ash and select players, following the designated cooling off period, will be made available for interviews after each game. Following home games, the press conference for coach Ash will take place in the team meeting room on the second floor of the Hale Center, which is located on the east side of the stadium opposite the press box.

With approximately five minutes remaining in the game, members of the media will be escorted across the field towards the Hale Center.

The visiting team's press conference will be held in the linebackers meeting room on the second floor of the Hale Center.

WEEKLY PRESS CONFERENCE

Live video/audio broadcast of any kind will not be permitted during the weekly press conference. This includes the use of live video features on social media platforms such as Facebook Live, Instagram, Snapchat, Twitter or Periscope.

COLLEGEPRESSBOX.COM

Collegepressbox.com is the official media website for Big Ten football. Access and download weekly game notes, quotes, statistics, media guides and more for the conference and each of its member schools throughout the season. Login information will be distributed to accredited media or you can apply for a password by sending an e-mail to password@collegepressbox.com.

RUTGERS RADIO NETWORK

All Rutgers football games will be broadcast over the Rutgers Sports Network from Learfield IMG College to 50,000 watt WOR 710-AM in New York City and Central Jersey's WCTC 1450-AM.

Play-by-play announcer Chris Carlin is well known to sports radio fans throughout the State of Rutgers. Carlin is in his 19th year on Rutgers broadcast, including his 16th as the play-by-play voice of Rutgers football. Carlin, who has 20 years of experience in radio and television, is an afternoon host on WFAN in New York City. He began his career as producer with Mike & The Mad Dog on WFAN and later hosted joined SNY hosting "Loud Mouths," "Geico Sportsnite," as well as New York Mets pregame and postgame shows.

Former Rutgers standout quarterback Ray Lucas begins his 11th season as the color analyst on the Rutgers broadcast. The seven-year NFL veteran has also been an analyst for SNY on its New York Jets programming since 1996 and won a New York Emmy for best analyst in 2010 for his work on SNY.

Anthony "Fooch" Fucilli returns for his 16th season as the sideline reporter. Fucilli has also worked as a field producer and reporter for MSG Network since 1989.

Marc Malusis is back for his 11th year as the pre-game and post-game host. The pre-game shows starts one hour prior to kickoff while the post-game show stays on the air one hour following the game.

Former Rutgers defensive lineman Eric LeGrand begins his ninth season on the broadcast, providing insight and commentary on the pre-game show, halftime report and post-game.

CONTACT INFORMATION

Rutgers Athletic Communications
1 Scarlet Knight Way
Piscataway, NJ 08854
Main Phone: 732-445-7028
Fax: 732-445-3063
Twitter: @RUathletics

AREA DIRECTORY

Area codes are (732) unless indicated

RUTGERS GENERAL INFORMATION

Police 932-7211
Directory Information 932-1766
Ticket Office 445-4678
Athletic Communications 445-7028

Barnes & Noble 246-8448
 100 Somerset St, New Brunswick

HOTELS

Somerset Hotel 560-0500
 110 Davidson Avenue, Somerset

Doubletree Hotel 469-2600
 200 Atrium Drive, Somerset

East Brunswick Hilton 828-2000
 Three Tower Center Boulevard,
 East Brunswick

Embassy Suites 980-0500
 121 Centennial Avenue, Piscataway

The Heldrich 729-4670
 10 Livingston Avenue, New Brunswick

Holiday Inn 908-735-5500
 4701 Stelton Road, South Plainfield

Holiday Inn Express 247-6800
 4 Tower Center Boulevard,
 East Brunswick

Hyatt Regency 873-1234
 Two Albany Street, New Brunswick

Radisson 980-0400
 21 Kingsbridge Rd., Piscataway

La Quinta Inn & Suites 560-9880
 60 Cottontail Lane, Somerset

RESTAURANTS

Applebee's (\$\$) 562-0500
 Type: American (Traditional), Burgers
 1282 Centennial Avenue, Piscataway

Blackthorn Restraunt (\$\$) 745-4611
 Type: Irish Pub
 61 Church Street, New Brunswick

Brick House Tavern (\$\$) 908-753-4892
 Type: Bar, American (New)
 4901 Stelton Road, South Plainfield

Catherine Lombardi (\$\$\$) 296-9463
 Type: Italian, Cocktail Bar
 3 Livingston Avenue, New Brunswick

Chipotle (\$) 993-1601
 Type: Mexican
 387 George Street, New Brunswick

Christopher's Restaurant (\$\$) 214-2200
 Type: American Fare, lounge
 10 Livingston Avenue, New Brunswick

Clydz (\$\$\$) 846-6521
 Type: American Fare, Martini Bar
 55 Paterson Street, New Brunswick

Diesel & Duke (\$) 246-1001
 Type: Burgers
 139 Easton Ave, New Brunswick

Destination Dogs (\$\$) 993-1016
 Type: Gourmet Hot Dogs
 101 Paterson Street, New Brunswick

Due Mari (\$\$\$) 296-1600
 Type: Italian, Seafood
 78 Albany Street, New Brunswick

Fatto Americano (\$\$) 214-0223
 Type: Pizza, Cocktail Bar, Sandwiches
 338 George Street, New Brunswick

The Frog & The Peach (\$\$\$) 846-3216
 Type: Gourmet American
 29 Dennis Street, New Brunswick

Fritz's Restraunt (\$) 543-0202
 Type: Sandwiches
 115 Easton Ave, New Brunswick

Glass Woods Tavern (\$\$) 867-2300
 Type: American (Traditional)
 Two Albany Street, New Brunswick

Hansel 'n Griddle (\$) 846-7090
 Type: Sandwiches
 130 Easton Ave, New Brunswick

Harvest Moon Brewery (\$\$) 249-6666
 Type: American (Traditional)
 392 George Street, New Brunswick

Henry's Diner (\$) 848-445-3232
 Type: American (Traditional)
 55 Rockafeller Rd, Piscataway

Houlihan's (\$\$) 448-0500
 Type: American (Traditional)
 55 Rte. 1 South, New Brunswick

INC American Bar (\$\$) 640-0553
 Type: American, Cocktail Bar
 302 George Street, New Brunswick

Joe's Crab Shack (\$\$) 908-753-4204
 Type: Seafood
 4901 Stelton Road, South Plainfield

Longhorn Steakhouse (\$\$) 981-8200
 Type: Steakhouse, American (Traditional)
 1368 Centennial Avenue, Piscataway

Old Man Rafferty's (\$\$) 846-6153
 Type: American (Traditional)
 106 Albany Street, New Brunswick

Olive Branch (\$) 729-0203
 Type: American (Traditional), Bar
 37 Bartlett Street, New Brunswick

On The Border (\$\$) 979-2192
 Type: Mexican
 51 Rte. 1 South, New Brunswick

Panera (\$) 509-3792
 Type: Soup, Sandwiches
 126 College Ave, New Brunswick

Panico's (\$\$) 545-6100
 Type: Italian, Pizza
 103 Church Street, New Brunswick

Quaker Steak & Lube (\$\$) 777-9464
 Type: American (Traditional)
 561 Rt. 1 North, Edison

Roosterspin (\$\$) 545-4500
 Type: Korean
 120 Albany Street, New Brunswick

Sahara Restraunt (\$\$) 246-3020
 Type: Middle Eastern, Turkish
 165 Easton Ave, New Brunswick

Saladworks (\$) 465-0055
 Type: Salad, Soup
 Centennial Plaza
 1348 Centennial Avenue, Piscataway

Stage Left Steak (\$\$\$) 828-4444
 Type: American (Traditional), Wine Bar
 5 Livingston Avenue, New Brunswick

Steakhouse 85 (\$\$\$) 247-8585
 Type: Gourmet American, Steakhouse
 85 Church Street, New Brunswick

Stuff Yer Face (\$\$) 247-1727
 Type: American (Traditional), Stromboli
 49 Easton Avenue, New Brunswick

Tacorria (\$) 317-2070
 Type: Mexican
 56A Easton Ave., New Brunswick

TGI Friday's (\$\$) 465-0101
 Type: American (Traditional)
 1315 Centennial Avenue, Piscataway

Veganized (\$\$) 342-7412
 Type: Vegan
 9 Spring Steet, New Brunswick

TAXICAB SERVICES

A-A Checker Cab Assoc. 545-2300
Victory Taxi Association 545-6666
Yellow Cab of New Bruns. 246-2222


CAR RENTAL

Enterprise 214-1022
Hertz 297-1588

TRAIN

Amtrak 1-800-872-7245
New Jersey Transit+ 973-275-5555

THE YARD



ABOUT THE YARD

Located at the heart of the historic College Avenue Campus, The Yard is a residential, retail and outdoor space and is one of the most unique college-community spaces in America. Serving as a new "front porch" to the Rutgers campus, The Yard is the newest gathering space for students, faculty and members of the greater New Brunswick community. The Yard is an awesome living environment and an amazing destination for students and visitors alike.

VIDEO BOARD AND THE YARD

A 25,000 square foot public green space hosts countless events, an HD jumbo-tron that broadcasts Rutgers sporting and cultural events, movies, news, original content and live programming, from early morning to late in the evening throughout the year.

GREAT FOOD, PLENTY OF CHOICES

The Yard is also one of New Brunswick's newest dining destinations where you'll be able to grab some coffee from Starbuck's and a treat from Scarlet Sweets. Healthy grub will be found at honeygrow, but you'll still be able to get your Fat Sandwich at RU Hungry. At Your Doorstep Convenience has got you covered for those last minute necessities or on-the-go snacks before class. And Krispy Pizza, Jersey Mikes and Surf Taco round out the long list of great food options for hungry visitors.

THE BEST IN ON-CAMPUS LIVING

On the corner of College Avenue and Hamilton Street, the 14-story, U-shaped university apartment building features 135 single-bedroom apartments for 442 students. There are a number of common areas - including a sky lounge on the top floor with views of the New York City skyline - Wi-Fi, great retailers, and it's very own boardwalk.

JUST STEPS FROM THE BUSIEST STUDENT BUS STOP AT RU

With a bus stop used by more than 8,000 students daily, The Yard is the new crossroads of the Rutgers-New Brunswick campus, and welcoming to students, alumni and our neighbors across the area.

EATING AT THE YARD

Area codes are (732)

At Your Doorstep Convenience 543-1871
 Family-owned convenient store that carries both the essentials and amenities

honeygrow 214-9182
 Philly-born, fast-casual eatery serving premium made-to-order stir-fry, salads, kale'atta, honeybars and more.

Jersey Mike's 448-7300
 American submarine sandwich chain with almost 1,300 locations across the United States.

Krispy Pizza 658-3800
 Brooklyn-style offering over 15 varieties of pizza, including their signature Grandma's pie.

RU Hungry? 246-2177
 Signature "Fat Sandwiches," stuffed with toppings such as French fries, mozzarella sticks, chicken tenders and cheese steak along with a variety of other late night favorites.

Scarlet Sweets 993-1357
 Scrumptious, award-winning treats, baked fresh daily to help you celebrate life's every special occasion.

Starbucks 220-0014
 Selection of coffee, premium teas, fine pastries and other treats.

Surf Taco 214-0528
 Mexican-Californian cuisine-style restaurant that features made-to-order tacos, burritos, wraps, bowls and more.



RUTGERS ON TELEVISION

SINCE 1991

Date	Opponent	Network
11/24/18	at Michigan State	FOX
11/17/18	Penn State	Big Ten Network
11/10/18	Michigan	Big Ten Network
11/3/18	at Wisconsin	Big Ten Network
10/20/18	Northwestern	Big Ten Network
10/13/18	at Maryland	Big Ten Network
10/6/18	Illinois	Big Ten Network
9/29/18	Indiana	Big Ten Network
9/22/18	Buffalo	Big Ten Network
9/15/18	at Kansas	Fox Sports Network
9/8/18	at Ohio State	Big Ten Network
9/1/18	Texas State	Big Ten Network
11/25/17	Michigan State	FOX
11/18/17	at Indiana	Big Ten Network
11/11/17	at Penn State	Big Ten Network
11/4/17	Maryland	Big Ten Network
10/28/17	at Michigan	Big Ten Network
10/21/17	Purdue	Big Ten Network
10/14/17	at Illinois	Big Ten Network
9/30/17	Ohio State	Big Ten Network
9/23/17	at Nebraska	Big Ten Network
9/16/17	Morgan State	Big Ten Network
9/9/17	Eastern Michigan	Big Ten Network
9/1/17	Washington	FS1
11/26/16	at Maryland	ESPNNews
11/19/16	Penn State	Big Ten Network
11/12/16	at Michigan State	Big Ten Network
11/5/16	Indiana	Big Ten Network
10/22/16	at Minnesota	ESPNU
10/15/16	Illinois	ESPNNews
10/8/16	Michigan	ESPN2
10/1/16	at Ohio State	Big Ten Network
9/24/16	Iowa	ESPN2
9/17/16	New Mexico	ESPNNews
9/10/16	Howard	Big Ten Network
9/3/16	at Washington	Pac-12 Network
11/28/15	Maryland	Big Ten Network
11/21/15	Army	CBS Sports Network
11/14/15	Nebraska	Big Ten Network
11/7/15	Michigan	Big Ten Network
10/31/15	Wisconsin	Big Ten Network
10/24/15	Ohio State	ABC
10/17/15	Indiana	Big Ten Network
10/10/15	Michigan State	Big Ten Network
9/26/15	Kansas	Big Ten Network
9/19/15	Penn State	Big Ten Network
9/12/15	Washington State	ESPNU
9/5/15	Norfolk State	ESPNNews
12/26/14	vs. North Carolina	ESPN
11/29/14	at Maryland	ESPNU
11/22/14	at Michigan State	Big Ten Network
11/15/14	Indiana	Big Ten Network
11/1/14	Wisconsin	ESPN
10/25/14	at Nebraska	ESPN2
10/18/14	at Ohio State	ABC
10/4/14	Michigan	Big Ten Network
9/27/14	Tulane	ESPNNews
9/20/14	at Navy	CBS Sports Network
9/13/14	Penn State	Big Ten Network
9/6/14	Howard	Big Ten Network

8/28/14	at Washington State	Fox Sports 1 (T)
12/28/13	vs. Notre Dame	ESPN
12/7/13	USF	ESPN2
11/30/13	at Connecticut	ESPNU
11/21/13	at UCF	ESPN (T)
11/16/13	Cincinnati	ESPNNews
11/2/13	Temple	ESPN Regional
10/26/13	Houston	ESPNNews
10/10/13	at Louisville	ESPN (T)
10/5/13	at SMU	ESPNNews
9/21/13	Arkansas	ESPN
9/7/13	Norfolk State	CBS Sports Network
Date	Opponent	Network
8/29/13	at Fresno State	ESPNU
12/28/12	vs. Virginia Tech	ESPN
11/29/12	Louisville	ESPN (T)
11/24/12	at Pittsburgh	ESPN2
11/17/12	at Cincinnati	ESPN Regional
11/10/12	Army	ESPNU
10/27/12	Kent State	ESPN Regional
10/20/12	at Temple	ESPN Regional
10/13/12	Syracuse	ESPN Regional
10/6/12	Connecticut	ESPNU
9/22/12	at Arkansas	ESPNU
9/13/12	at USF	ESPN (T)
9/8/12	Howard	ESPN Regional
9/1/12	at Tulane	CBS Sports Network
12/30/11	vs. Iowa State	ESPN
11/26/11	at Connecticut	ESPN2
11/19/11	Cincinnati	ESPNU
11/12/11	at Army	CBS Sports Network
10/29/11	West Virginia	ABC
10/21/11	at Louisville	ESPN2
10/8/11	Pittsburgh	ESPNU
10/1/11	at Syracuse	ESPN Regional
9/10/11	at North Carolina	ACC Network
12/4/10	at West Virginia	ABC
11/26/10	Louisville	ESPN2
11/20/10	at Cincinnati	ESPN Regional
11/13/10	Syracuse	ESPNU
11/3/10	at USF	ESPN2
10/23/10	at Pittsburgh	ESPN Regional
10/8/10	Connecticut	ESPN
9/25/10	North Carolina	ESPNU
9/11/10	at FIU	ESPN Regional
12/19/09	vs. UCF	ESPN
12/5/09	West Virginia	ESPN
11/27/09	at Louisville	ESPN2
11/12/09	USF	ESPN (T)
10/31/09	at Connecticut	ESPN Regional
10/23/09	at Army	ESPN2
10/16/09	Pittsburgh	ESPN
9/19/09	FIU	ESPN Regional
9/12/09	Howard	ESPN Regional
9/7/09	Cincinnati	ESPN
12/29/08	vs. NC State	ESPN
12/4/08	Louisville	ESPN (T)
11/22/08	Army	ESPN Regional
11/15/08	at USF	ESPN Regional
11/8/08	Syracuse	ESPNU
10/18/08	Connecticut	ESPNU
10/11/08	at Cincinnati	ESPN Regional
10/4/08	at West Virginia	ESPN Regional
9/27/08	Morgan State	ESPN Regional
9/20/08	at Navy	CBS Sports Network

9/11/08	North Carolina	ESPN (T)
9/1/08	Fresno State	ESPN
1/5/08	vs. Ball State	ESPN2
11/29/07	at Louisville	ESPN (T)
11/17/07	Pittsburgh	ESPN Regional
11/9/07	at Army	ESPN2
11/3/07	at Connecticut	ESPNU
10/27/07	West Virginia	ABC
10/18/07	USF	ESPN (T)
10/13/07	at Syracuse	ESPN Regional
10/6/07	Cincinnati	ESPN2
9/29/07	Maryland	ABC
Date	Opponent	Network
9/15/07	Norfolk State	ESPN Regional
9/7/07	Navy	ESPN
8/30/07	Buffalo	ESPN Regional
12/28/06	vs. Kansas State	NFL Network
12/2/06	at West Virginia	ESPN
11/25/06	Syracuse	ESPNU
11/18/06	at Cincinnati	ESPN
11/9/06	Louisville	ESPN (T)
10/29/06	Connecticut	ESPN
10/21/06	at Pittsburgh	ESPN2
10/14/06	at Navy	CBS Sports Network
9/29/06	at USF	ESPN2
9/23/06	Howard	ESPN Regional
9/16/06	Ohio	ESPN Regional
9/9/06	Illinois	ESPN2
9/2/06	at North Carolina	ABC
12/28/05	vs. Arizona State	ESPN
11/26/05	Cincinnati	Fox Sports Net
11/11/05	at Louisville	ESPN2
11/5/05	USF	ESPN Regional
10/29/05	Navy	Fox Sports Net
10/22/05	at Connecticut	ESPN Regional
10/15/05	at Syracuse	ACC Network
10/8/05	West Virginia	ESPN Regional
9/30/05	Pittsburgh	ESPN2
9/17/05	at Buffalo	ESPN Regional
9/3/05	at Illinois	ESPN2
11/27/04	Connecticut	ESPN2
11/20/04	at Navy	CBS Sports Network
11/6/04	at Boston College	ESPN Regional
10/30/04	West Virginia	ESPN Regional
10/23/04	at Pittsburgh	ESPN Regional
10/16/04	Temple	ESPN Regional
10/9/04	at Vanderbilt	Fox Sports Net
10/2/04	at Syracuse	ESPN Regional
9/18/04	Kent State	Fox Sports Net
9/11/04	New Hampshire	Fox Sports Net
9/4/04	Michigan State	ABC
11/22/03	at Miami	ESPN Regional
11/15/03	Boston College	ESPN Regional
11/8/03	at Connecticut	WFSB-TV
10/11/03	at West Virginia	ESPN Regional
10/4/03	Virginia Tech	ESPN Regional
9/27/03	Navy	ESPN Regional
9/13/03	at Army	ESPN Regional
9/6/03	at Michigan State	ESPN Regional
11/30/02	at Boston College	ESPN Regional
11/23/02	at Notre Dame	NBC
11/16/02	Temple	ESPN Regional
11/2/02	Miami	ESPN Regional
10/12/02	West Virginia	ESPN Regional
9/21/02	at Pittsburgh	ESPN Regional
9/14/02	Army	ESPN Regional

11/17/01	Boston College	ESPN Regional
10/20/01	Navy	ESPN Regional
10/13/01	at Temple	ESPN Regional
10/6/01	Syracuse	ESPN Regional
9/22/01	at Pittsburgh	ESPN Regional
9/14/01	Army	ESPN Regional
11/25/00	at Syracuse	ESPN Regional
11/18/00	Notre Dame	CBS
10/28/00	at Boston College	ESPN Regional
9/30/00	Miami	ESPN Regional
9/16/00	at Virginia Tech	ESPN Regional
9/2/00	Villanova	ESPN Regional
Date	Opponent	Network
11/13/99	Syracuse	ESPN Regional
10/23/99	Pittsburgh	ESPN Regional
9/25/99	Boston College	ESPN Regional
9/11/99	Texas	ESPN2
11/14/98	West Virginia	ESPN Regional
10/17/98	at Pittsburgh	ESPN Regional
10/3/98	Miami	ESPN Regional
9/19/98	at Syracuse	ESPN Regional
9/12/98	at Boston College	ESPN Regional
11/15/97	at Miami	ESPN Regional
11/8/97	Wake Forest	ESPN Regional
10/25/97	Pittsburgh	ESPN Regional
10/18/97	at Army	FX
10/9/97	Syracuse	ESPN (T)
10/4/97	at West Virginia	ESPN Regional
9/20/97	Boston College	ESPN Regional
9/6/97	at Texas	Fox Sports Net
8/30/97	Virginia Tech	ESPN
11/23/96	at Notre Dame	NBC
11/9/96	West Virginia	ESPN Regional
10/19/96	at Boston College	ESPN Regional
10/5/96	at Syracuse	ESPN Regional
9/21/96	at Virginia Tech	ESPN Regional
9/12/96	Miami	ESPN (T)
11/24/95	Boston College	ABC
11/4/95	at West Virginia	ESPN Regional
10/14/95	at Miami	WPLG-TV
9/23/95	Penn State	ESPN
11/5/94	Temple	BIG EAST
10/22/94	at Boston College	BIG EAST
10/1/94	Miami	BIG EAST
9/24/94	at Penn State	ESPN2
9/10/94	West Virginia	BIG EAST
11/6/93	Syracuse	ABC
10/28/93	Pittsburgh	ESPN
10/9/93	Boston College	BIG EAST
9/25/93	at Penn State	ESPN
11/21/92	at Temple	BIG EAST
10/10/92	at Syracuse	BIG EAST
9/17/92	Pittsburgh	ESPN
9/5/92	at Boston College	BIG EAST
11/9/91	at Pittsburgh	BIG EAST
11/2/91	at West Virginia	BIG EAST
10/26/91	Syracuse	BIG EAST
9/21/91	Northwestern	BIG EAST

(T) - Denotes Thursday night game

ATHLETIC COMMUNICATIONS FOOTBALL CONTACTS



HASIM PHILLIPS Associate Athletic Director, Communications
Office: 732-445-6069 • Cell: 732-470-9457 • E-mail: hphillips@scarletknights.com • Twitter: @HasimPhillips

Over the past decade, Hasim Phillips has worked as a media relations professional in the nation's No. 1 media market (New York) with roles both in college athletics and corporate communications. Phillips serves as the primary spokesman for Rutgers football, handling all media inquiries for the program's coaches and players. Additionally, he is the executive producer for the "RFootball Show," a 12-episode television series with distribution throughout the East Coast from New York to areas in Maryland. The program won back-to-back Mid-Atlantic Emmy Award in 2017 and 2018. Phillips also oversees all football related content on the school's official athletics website (ScarletKnights.com). For Phillips, this is the second stint with Rutgers Athletics, having previously served with the department from 2004-2012. Phillips began his career in athletic communications at Rutgers in 2004, serving as an assistant until 2007 before becoming an Assistant Director for Athletic Communications from 2007-11. During this time, he spent four seasons assisting the lead football contact with a variety of tasks, including practice and game day media coverage as well as game notes and media guide production. While at Rutgers, he was a member of an athletic communications staff that was twice (2009, 2010) recognized by the Football Writers Association of America as a "Super 11" communications department, awarded to the top PR offices in the country. In 2011, he was elevated to the role of Associate Director of Athletic Communications, serving as the primary media contact for Hall of Fame head coach C. Vivian Stringer and the women's basketball team. Phillips joined The Madison Square Garden Company in 2012 as Manager for Corporate Communications. He assisted in the publicity efforts of the MSG Sports brand, helping promote marketing partnerships and new business initiatives. He also worked to promote the New York Knicks' community service initiative "Basketball in the Boroughs," securing targeted media opportunities to highlight the franchise's work in the community. Phillips also oversaw inquiries regarding the use of MSG trademarks or logos in television or film projects. He was responsible for script review and concept approval in addition to working with production crews while filming on site at Madison Square Garden. He served as a liaison between MSG, the corporate offices of the National Basketball Association (NBA) and National Hockey League (NHL), and several major motion picture and television studios. Phillips, a native of Brooklyn, N.Y., is a Rutgers University graduate, earning his bachelors degree in 2004 and an MBA in marketing in 2019.



JIMMY GILL Associate Director of Communications (Secondary Contact)
Office: 732-445-8103 • Cell: 732-991-9486 • E-mail: jgill@scarletknights.com • Twitter: @jgill027

Jimmy Gill is in his seventh year with the football program and eighth overall at Rutgers. He works as the secondary contact for football, handling game notes, statistics, press releases and the game day program among other duties. Gill is also the primary contact for the baseball and gymnastics programs. Gill was promoted to Associate Director of Athletic Communications in June 2014 and was part of the 2014 staff that was honored by the Football Writers Association of America (FWAA) as a recipient of the Super 11 Award. Prior to coming back to RU, Gill worked at the University of Miami (Fla.) as the volleyball and third football contact in the fall of 2012. The volleyball team successfully earned an at-large bid to the NCAA Tournament and Gill was named CoSIDA Division I Volleyball East Region Sports Information Director Honoree for his efforts along the way. After the football season, he worked as a media relations assistant for the Orange Bowl committee for its annual game and the BCS National Championship. During the 2011-2012 academic year, Gill served as Athletic Communications Assistant at Rutgers as the contact for baseball, volleyball, women's tennis and gymnastics. A native of Lewes, Del., he earned a bachelor's degree in political science from Swarthmore (Pa.) College in 2010, before receiving his master's degree in sport administration from the University of Miami (Fla.) in 2011. While working towards his master's degree, Gill worked as a graduate assistant in the UM communications office, helping with all aspects of the office while functioning as the primary women's golf contact. He got his start in the business in the Swarthmore sports information department as a student worker with a primary focus on statistics for various sports. Gill was a four-year starter for the Garnet baseball team, earning all-conference honors and captaining the program's first-ever playoff appearance as a senior in 2010. An outfielder, he is still in the top-10 in program history in games played, doubles, RBIs and single-season home runs.



BRADLY DERECHAILO Assistant Director of Communications
Office: 732-445-7028 • Cell: 732-647-5034 • E-mail: bderechailo@scarletknights.com • Twitter: @Bradly_D

Bradly Derechailo enters his third year in his role as Assistant Director of Athletic Communications and fourth year with Rutgers Athletics after joining the staff in June 2015. Along with his football responsibilities, Derechailo serves as the primary contact for the Scarlet Knights' men's golf, women's lacrosse and wrestling programs. The Keyport, N.J., native majored in journalism and media studies "On the Banks," earning minors in English and digital communication, information and media. As a student intern at Rutgers from 2014-15, Derechailo served as the media contact for the gymnastics team in addition his daily office responsibilities. Prior to his work with Rutgers Athletic Communications, Derechailo gained experiences as a corporate communications intern for the Chubb Group of Insurance Companies during the summer of 2014. As a member of the Chubb Group, Derechailo produced press releases and helped manage the company's social media accounts among numerous other public relations roles. Derechailo also spent time as a writer and editor for *The Daily Targum*, Rutgers' daily student-run newspaper, working his way up to the role of Associate Sports Editor on the 145th Editorial Board. In his position, he helped manage the sports desk's team of writers, assigning and writing stories which appeared online and in daily print. Teams covered as a beat writer during his tenure with the paper include baseball, football, men's basketball, wrestling and women's soccer.



R

<u>AUG. 30</u>	<u>MASSACHUSETTS</u>
<u>SEPT. 7</u>	<u>AT IOWA</u>
<u>SEPT. 21</u>	<u>BOSTON COLLEGE</u>
<u>SEPT. 28</u>	<u>AT MICHIGAN</u>
<u>OCT. 5</u>	<u>MARYLAND</u>
<u>OCT. 12</u>	<u>AT INDIANA</u>
<u>OCT. 19</u>	<u>MINNESOTA</u>
<u>OCT. 26</u>	<u>LIBERTY</u>
<u>NOV. 2</u>	<u>AT ILLINOIS</u>
<u>NOV. 16</u>	<u>OHIO STATE</u>
<u>NOV. 23</u>	<u>MICHIGAN STATE</u>
<u>NOV. 30</u>	<u>AT PENN STATE</u>